



Micro Focus Enterprise Server 6.0

Release Notes

Micro Focus
The Lawn
22-30 Old Bath Road
Newbury, Berkshire RG14 1QN
UK
<http://www.microfocus.com>

© Copyright 2020 Micro Focus or one of its affiliates.

MICRO FOCUS, the Micro Focus logo and Enterprise Developer are trademarks or registered trademarks of Micro Focus or one of its affiliates.

All other marks are the property of their respective owners.

2023-05-26

Contents

Micro Focus Enterprise Server 6.0 Release Notes	4
What's New	5
Containers	5
Data File Tools	5
Enterprise Server	6
Enterprise Server Security	6
Enterprise Server Common Web Administration (ESCWA)	7
File Handling	8
IMS Support	8
JCL Support	8
The Micro Focus Database File Handler	9
Multi-Threaded Applications	9
PL/I Support	9
New Platform Support	10
Problem Determination	10
Significant Changes in Behavior or Usage	11
Known Issues	18
Resolved Issues	19
Other Issues Resolved in This Release	56
Unsupported Functionality	57
Installation	58
Before Installing	58
Downloading the Product	58
On Windows	58
On UNIX	60
Basic Installation	63
Installing on Windows	64
Installing on UNIX	64
Advanced Installation Tasks (Windows)	65
Installing as an Upgrade	65
Enterprise Server Installation Options	65
Advanced Installation Tasks (UNIX)	66
Installing as an Upgrade	66
Installation Options	67
After Installing	68
On Windows	68
On UNIX	68
Licensing Information	70
To start Micro Focus License Administration	70
Installing licenses	70
If you have a license file	70
If you have an authorization code	71
To obtain more licenses	72
Updates and SupportLine	73
Further Information and Product Support	73
Information We Need	73
Creating Debug Files	75
Copyright and Disclaimer	76

Micro Focus Enterprise Server 6.0 Release Notes

These release notes contain information that might not appear in the Help. Read them in their entirety before you install the product.



Note:

- This document contains a number of links to external Web sites. Micro Focus cannot be responsible for the contents of the Web site or for the contents of any site to which it might link. Web sites by their nature can change very rapidly and although we try to keep our links up-to-date, we cannot guarantee that they will always work as expected.
- Check the *Product Documentation* section of the [Micro Focus SupportLine Documentation Web site](#) for any updates to the documentation which might have been uploaded.

Product Overview

Enterprise Server provides the execution environment for applications created with any IDE variant of Enterprise Developer.

Upgrading from earlier Micro Focus products



Note: This applies to Windows platforms only.

This version of your product is dependent on a later version of the Microsoft C run-time system than earlier Micro Focus products. This means that COBOL executables (.exe) built with a version earlier than 4.0 might not be compatible with the current version of the run-time products. If the behavior of your application changes with the current version, we strongly recommend that you relink the main executable with the current version. This will ensure that the COBOL run-time system fully handles any run-time error conditions that might occur.

A new executable that is fully compatible with the current version can be produced without recompiling the application, as long as the original object code is available and it is relinked with the current version.

To allow your executables to benefit from the product's latest programming and performance enhancements, we recommend a full recompilation of your source code.

What's New

This *What's New?* document covers some of the new features and functions in the latest release of the Micro Focus Enterprise Product Suite. Updates apply to the following products:

- **Micro Focus Enterprise Developer** which provides a contemporary development suite for developing and maintaining mainframe applications, whether the target deployment is on or off the mainframe.
- **Micro Focus Enterprise Test Server** which provides a comprehensive test platform that takes advantage of low cost processing power on Windows environments, to supply scalable capacity for testing z/OS applications without consuming z/OS resources.
- **Micro Focus Enterprise Server** which provides the execution environment to deploy fit-for-purpose mainframe workload on Linux, UNIX and Windows (LUW) environments on IBM LinuxONE (IFLs), standalone servers, virtual servers, or the Cloud.
- **Micro Focus Enterprise Server for .NET** which provides the execution and modernization platform to deploy fit-for-purpose mainframe workload on a scale-out .NET infrastructure and the Azure Cloud.

This document helps you to quickly understand the new capabilities within the 6.0 release.

Enhancements are available in the following areas:

- [Containers](#)
- [Data File Tools](#)
- [Enterprise Server](#)
- [Enterprise Server Security](#)
- [Enterprise Server Common Web Administration](#)
- [File Handling](#)
- [IMS Support](#)
- [JCL Support](#)
- [Micro Focus Database File Handler](#)
- [Multi-Threaded Applications](#)
- [PL/I Support](#)
- [New Platform Support](#)
- [Problem Determination](#)

Containers

[Back to Top](#)

Support has been added to enable you to work with containers from the IDE. In particular you can now create a Dockerfile for a COBOL project, and build, debug and run a COBOL project in a container, all from the IDE.

Support has been added to enable the use of tools that are compatible with the Open Container Initiative (OCI) on platforms where they are supported. This is currently available on Red Hat Enterprise Linux 8.

Data File Tools

[Back to Top](#)

The following enhancements have been made to the Data File Editor:

- Double-byte character sets are now supported within the editor.
- Insert mode is now available when editing a formatted record, except for numeric fields.
- When editing DBCS data in EBCDIC files, the required Shift-out and Shift-in characters are automatically added when editing a formatted record and you are editing in Insert mode.
- You can now load and unload structure files for an open data file.
- A ruler at the top of the editing pane can be toggled on/off.

Enterprise Server

[Back to Top](#)

The following enhancements are available:

- **Definition Import/Export Tool** - a new utility, `casesxml`, has been added to enable you to import and export enterprise server definitions. Using `casesxml` you can do the following:
 - generate `.xml` files, in `casesxml` export format, that contain structured definitions of a region, a CICS resource definition file, and the catalog
 - import a `casesxml` export format `.xml` file to update the definitions of a region, a CICS resource definition file, and the catalog
- **IPv6 support (EAP)** - This feature is in Early Adopter Program (EAP) release status. Some Enterprise Server components and features now support Internet Protocol version 6 (IPv6) network addressing and connectivity. Due to limitations with IPv4, IPv6 is becoming more common within corporate networks and on the public Internet. In some cases, the use of IPv6 can improve interoperability and simplify network configuration.
- **Administrative Commands** - the `add` command in `cascertreg` now contains new options (`-cwi` setting, `-dcas` setting, `-issuer`, and `-subject`).

Enterprise Server Security

[Back to Top](#)

This release provides the following enhancements:

- **Micro Focus Secrets file storage permissions**

The Micro Focus Secrets feature (also known as the Vault feature) provides centralized storage for sensitive information such as passwords, with some protection against accidental disclosure or discovery by unauthorized users. Prior to this release, the only supported storage mechanism was a conventional file containing encrypted data. In this release, the permissions on the storage file and on the Secrets configuration file are set more restrictively to help protect the secrets.

- **Certificate wildcard support**

The X.509 digital certificates used to identify servers when making TLS (SSL) connections permit the use of fully-qualified domain names with wildcards for some parts of the name. This enables administrators to use a single certificate issued to, for example, `*.mycorp.com` for any number of servers with fully-qualified names like `www.mycorp.com`, `server1.mycorp.com`, and so on. These wildcard-bearing certificates are now supported by client programs using Micro Focus communication technology when validating a server's certificate.

- **Improved ACL wildcard support**

In the Access Control Lists used for resource access control with LDAP-based security in Enterprise Server, the `.*` wildcard sequence now behaves more similarly to mainframe RACF. A number of additional options for wildcard processing are also available.

- **PAM ESM module**

On Linux platforms, Enterprise Server now includes an External Security Manager module which integrates with the Pluggable Authentication Modules (PAM) operating system feature. The PAM ESM

module can be used to authenticate Enterprise Server users with the same mechanism used for Linux users, or with any other mechanism available through PAM.

- **PKIX compliance for TLS certificate validation**

The standard for using X.509 digital certificates to authenticate servers when making TLS (SSL) connections is known as PKIX, for Public Key Infrastructure (X.509). It is defined by a series of IETF RFC documents, currently RFC 5280 and others. In previous releases, the certificate validation performed by this product did not conform to PKIX in a number of ways, most notably in using DNS address-to-name resolution in an attempt to match a certificate to a host. With this release, clients using Micro Focus Common Client technology, such as COBOL web service proxy programs, CAS utility programs, and customer applications that use the CICS Web Services Interface feature, will by default, use stricter procedures for validating certificates which more closely conform to PKIX. This improves TLS security and interoperability.

- **Security improvements for XML parsing**

In this release the third-party components used for parsing XML data have been updated, or have had bug fixes integrated into the version used by Micro Focus, to address published security vulnerabilities. Also, XML external-entity support has been disabled except where it is required by a particular product feature; this prevents XML External Entity (XXE) attacks on customer systems by attackers who can trick a customer application into parsing a malicious XML document.

Enterprise Server Common Web Administration (ESCWA)

[Back to Top](#)

This release offers the following new features and improvements:

- **MFDS User Interface functionality replacement** - ESCWA can now communicate with remote MFDS instances, and displays the equivalent pages of MFDS. Configuring regions, and their IMS, PL/I, MQ, and XA options, and security, is now available.
- **ESMAC User Interface functionality replacement** - ESCWA can communicate with remote ESMAC instances, and can replicate functionality and display all the information provided by ESMAC.
- **Configurable User Interface access** - you can now configure the ESCWA security manager to control user and group access to certain aspects of the user interface, such as, native, and security menu items.
- **Usability improvements**
 - Starting and stopping regions from the navigation tree.
 - The native menu items are not displayed if the region features are not configured correctly.
 - Configuration of the display colors for MFDS hosts and regions to distinguish them with ease.
- **CICS resource support** - the following resources are supported: ICEs, DocTemp, TCPIPService, URIMap, Bundle, Pipeline, and WebServices.
- **Scale-Out support** - ESCWA has improved the way it displays a Scale-Out Repositories (SORs) association with its PAC and member regions.
- **Redis support** - Redis is supported as a SOR when running this product in a PAC. Features include:
 - Redis cluster support
 - A Mfredis configuration file - enables you to configure reconnection when any network errors occurs. You can also use the file to configure Lua scripts tracing on servers.
 - Authentication support for the standalone Redis server.
- **Kubernetes support** - when ESCWA is run in a Kubernetes cluster, it is now possible to configure it to automatically discover the pods hosting MFDS within the cluster, and display them in the ESCWA user interface.

File Handling

[Back to Top](#)

Fileshare password files can now be stored in the Vault Facility, ensuring that sensitive user credentials are encrypted. Firstly, create the password file in the usual way, and then upload it, with a path of `microfocus/fh`, using the `mfsecretsadmin` utility.

To ensure the Fileshare server uses the file stored in the vault, start the server with the `/uv` option.

IMS Support

[Back to Top](#)

Improvements are available in the following areas:

- **BMP inbound and outbound message processing** - full support is available for BMP inbound and outbound message processing. Batch message processing programs (BMPs) can now access the IMS message queue for input and output, in addition to their batch-type processing and data-access capabilities.
- **Commands** - the following commands are now supported: `- /START TRAN ALL`, `/DISPLAY Q TRAN`, and `/DISPLAY STATUS TRAN`.
- **DB Control SUSPEND / RESUME commands in an active system** - IMS DB Control supports the SUSPEND command while transactions are active. DB Control will block any new units of work and allow active UOWs to complete during a quiesce. Once DB Control reaches a state with no outstanding UOWs it suspends. Note a long running BMP may prevent a system from suspending.

This enables support for administrative tasks such as database and transaction log archiving. It also enables the creation of new transaction logs when roll forward recovery is enabled.

- **IMS BTS trace** - IMS BTS trace is now visible from active SSTM and batch jobs. `WIDTH` and `NOHEX` options have been added for additional control of trace output format.

This enables BTS output to be viewed when debugging a batch IMS application. Previously the job step had to complete before the trace was visible. This also enables you to view the trace output in an active SSTM job. Previously the MPR had to be stopped to make trace output visible.

- **User DB handler exit** - database exit support has been added for GSAM databases. This provides programmatic control of the DB Catalog setting for a database instead of using the defined DB Catalog. Also, this exit can process DL/I calls completely, for example, to map DL/I calls into VSAM I/O requests. Previously, this exit was available only for full function databases.

To assist you with writing an exit, a template file, `USERDB.CBL`, and an explanatory text file, `USERDB.TXT`, are available with your IMS classic samples.

JCL Support

[Back to Top](#)

The following features have been added to the JCL support:

- The sample printer exit in the product has been enhanced to retrieve extended information. The structure defined by `idadoutp.cpy` now contains two new entries `(ws)-extended-output` and `(ws)-extended-data`. The item `(ws)-extended-output` contains the version of the extended output data; currently, this should be set to 1. The item `(ws)-extended-data` is a pointer, that if null means there is no extended data; otherwise, it points to a new structure defined in `outpext.cpy`. That

structure contains the extended output information for a given job. This is demonstrated in the provided sample - `sampprnx`.

The Micro Focus Database File Handler

[Back to Top](#)

Support for Db2 and Microsoft Azure databases has been added to the Micro Focus Database File Handler (MFDBFH). This support is equivalent to that of the existing databases.

The following features have been added for all databases:

- I-O optimizations for sequential, line sequential, and ESDS/KSDS/RRDS files opened for output.
- Using direct connection strings to make a database connection (as an alternative to using ODBC DSNs).
- Creation of databases using script files.
- Maintaining database configuration files with a command line utility, `dbfhconfig`.
- Using the `dbfhdeploy` utility to delete data files from a datastore.
- Database configuration files can now store confidential information in the Vault Facility.
- CTF tracing of ODBC and Vault operations.
- Recovering of locked processes or files can with the `dbfhadmin` utility.
- The `dbfhconfig` and `dbfhdeploy` utilities are now capable of executing commands batched up in a response file.

Multi-Threaded Applications

[Back to Top](#)

This release includes the following improvements:

- Improved validation of detached threads on UNIX - the reliability for applications with many threads, when using the `CBL_THREAD_KILL` routine and during abnormal process termination, such as when an error occurs, has been improved.
- Thread local storage optimizations - the thread termination in applications with many threads has been optimized.

PL/I Support

[Back to Top](#)

Enhancements are available in the following areas:

Run-Time System

- Support is available for bytestream IO via `FILETELL`, `FILESEEK`, `FILEREAD` and `FILEWRITE` for `RECFM(U)` files.
- Support for the `COPY` option of the `GET` statement.
- It is now possible to use a `STATIC FIXED BIN(31)` variable to control the `RECSIZE` of a file at `OPEN` time.
- The JCL utility `IKJEFT01` can now be driven from PL/I as a callable interface.

New Platform Support

[Back to Top](#)

Support is now available for Enterprise Server for the following additional platforms to the same level that other UNIX platforms (different than Linux) are supported:

- Ubuntu Linux 18.04.x (LTS) on 64-bit Intel (x86-family)
- CentOS v7 and v8 on Intel x86-64

For a full list of the supported operating systems, check the *Product Availability* section on the Micro Focus SupportLine Web site: <http://supportline.microfocus.com/prodavail.aspx>.

Problem Determination

[Back to Top](#)

The following enhancement is available:

- **Consolidated Tracing Facility (CTF) on UNIX** - CTF is now always present during process termination, such as when an application, or a third-party code, calls `exit()` directly.

Significant Changes in Behavior or Usage

This section describes significant changes in behavior or usage. These changes could potentially affect the behavior of existing applications or impact the way the tools are used.

The numbers that follow each issue are the Support Incident Numbers followed by the Reported Problem Incident (RPI) number (in parentheses).

- [Adis](#)
- [Assembler Support](#)
- [Communications Server](#)
- [Data Tools](#)
- [Documentation](#)
- [Enterprise Server](#)
- [Enterprise Server Common Web Administration](#)
- [Enterprise Server Security](#)
- [File Handling](#)
- [HCO for DB2 LUW](#)
- [JCL Support](#)
- [Micro Focus Batch Scheduler Integration](#)
- [Micro Focus Directory Server](#)
- [PL/I Support](#)
- [Run-Time System](#)
- [SQL Option for DB2](#)

Adis

[Back to the list](#)

- In RM/COBOL, the ACCEPT of a screen with an input field beyond the end of the screen would operate as if the field was at the last character of the screen. Previously, ADIS would ignore any fields past the end of the screen. Now, with Dialect"RM" set and the appropriate ADISCTRL settings, behavior will now match RM/COBOL in this case.

3138718 (1112690)

Assembler Support

[Back to the list](#)

- A problem with the MFASM command-line processor program caused RC=4 warnings that prevented the linker from being invoked. To correct this, the MFASM.EXE and MF370CHK.DLL modules have been updated to produce .390 executable modules even when warnings occur during assembly.
- A problem that caused the &SYSNEST macro processor to be incompatible with mainframe assembler has been fixed by reducing the system value by 1.
- A problem that caused National Language Characters in assembler listings to be echoed to the console during assembly and appear as box drawing characters has been fixed.
- MNOTE errors are no longer treated as fatal errors. If only MNOTE errors are reported at assembly time, the Assembler .obj file will be produced and the linker will be invoked.

3204758 (1118136)

- Invalid parameters specified in the Additional Directives text box are no longer treated as fatal errors by the Assembler command-line processor. Previously, invalid parameters would prevent the Assembler linker from being invoked even if the assembly was successful.

3204319 (1118090)

Common Communications Interface

[Back to the list](#)

- The default TLS Security Level has been increased from 0 to 1. This change will not affect any user that has specified their own security options. Users relying upon the default TLS security options might find that some old clients that are restricted to the use of weak ciphers will no longer be able to connect. See "Security Levels" and "Specifying a Server Protocol and Cipher Suite Preference" in your product Help for more information on the change to Security Level 1.

Communications Server

[Back to the list](#)

- The optional Digital Certificate Authentication Service (DCAS) feature of Enterprise Server, most commonly used to provide single-sign-on for TN3270 clients, has been updated to address a severe security issue. Customers using DCAS should refer to the topic "DCAS security" in the product documentation. To determine whether your enterprise server regions use DCAS, look for listeners with the "dcas" conversation type. DCAS listeners now require client certificate authentication by default. If you are using DCAS with an external DCAS client such as Host Access for Cloud (formerly Host Access MSS), and that client does not supply a certificate, you need to add the following setting to your DCAS listener configuration: [Operation] allow unauthenticated clients=yes

Data Tools

[Back to the list](#)

- You are no longer able to modify data in a structured record that is identified as comp-2 floating point - an alert is displayed if attempted. This is in order to prevent the data becoming corrupted.

3213037 (1118867)

- Data File Tools now utilizes the configurable codesets facility to use a variety of character sets - see 'Working with Different Character Sets' in the documentation for more information.

3161243 (1114482)

Documentation

[Back to the list](#)

- The information about the -flag and warn compiler options has been updated.

3190928 (1120000)

Enterprise Server

[Back to the list](#)

- IF an XA open string uses the BATCHONLY option, CRCN will not monitor the XA connection to the resource manager. If the BATCH SEP encounters a severe XA error, the batch SEP will be recycled until the connection is recovered. This emulates the previous version of the XA reconnect feature when ES_XA_????_NB_RETRIES=-1 was set. Consequently, if an open string contains BATCHONLY, only a batch SEP will be able to access the resource manager and, as CRCN is a CICS transaction, it will not monitor this entry.

3213379 (1118913)

- The initPac option for the caspac command line utility has a change in behavior. Prior to PU5, if the command detected that there were active regions in the PAC, the command would return an error and not initialize the PAC. This only occurred when: 1. There are active regions in the PAC. 2. There are no active regions in the PAC, but a region has shutdown without notifying the PAC SOR (PSOR), for example, if the region was killed. In this case, it was not possible to cold start a PAC without manually correcting the appropriate value in the PSOR. The initPac option will now prompt for confirmation on whether you really wants to initialize the PAC, giving you the option to cancel. CAUTION: Only use this option for scenario 2, ensuring that no cas* or mfcs processes remain for regions within the PAC. If it is used when there are active regions in the PAC, the regions will no longer function correctly.

(642125)

- Enterprise Server now supports Redis Cluster as a SOR. See "Prerequisites" in the "Scale-Out Performance and Availability Clusters" chapter in your product Help for more information.
- When compiled with the XAID Compiler directive, JCL batch SQL applications now work correctly when MFDBFH is enabled.

3223257 (1119804)

- Deferred work elements for cancel will not be processed until the End of Task. This means that the cancel will not be processed during a user syncpoint.

3193871 (1117144)

- A problem where a failed syncpoint did not result in a failed transaction, leading to incorrect commit states, has been fixed by changes in syncpoint processing. A syncpoint involving XA resource managers can fail in one of three ways: 1 - During phase 1 - xa-prepare. When one of the RMs enrolled in a LUW returns an error on the prepare, the LUW is rolled back. An application can now intercept the EIBRESP and EIBRESP2 using the NOHANDLE option: EIBRESP = 78-EIBRESP-is-ROLLEDBACK - 82 EIBRESP2 = 78-EIBRESP2-sync-prepare - value 124 Otherwise the transaction abends with abend code AEXJ - ROLLEDBACK. 2 - During phase 2 - xa-commit or xa-rollback. When one of the RMs enrolled in a LUW returns an error on the commit, the LUW is left as is, and a severe error is sent to the console. The application cannot handle this failure. (This is mainframe-compatible behavior.) 3 – A syncpoint can also fail during the systematic xa-start called after the completion of the syncpoint commit phase 2. Behavior in this case is unchanged; the transaction will abend with system code AEIJ - NOSTART. This failure cannot be handled by the application.

3193283 (1117153)

- For regions that are not TRANCLASS-enabled, the EXPIRYINTMIN attribute of the TSMODEL resource is now supported. In addition, the LASTUSEDINT option is now supported on the INQUIRE TSQNAME and INQUIRE TSQUEUE commands. Note that this changes the queue control record and will affect any existing queues that were created with earlier versions of the product (affects non-TRANCLASS regions only). As a result of this, you need to cold start the Temporary Storage and Transient Data after applying this Patch Update. You also need to cold start any PACs that have existing TS\TD queues.

Enterprise Server Common Web Administration

[Back to the list](#)

- By default, ESCWA now runs on port 10086.
- When using the Vault Facility, the ESM passwords are now accessed by the ESM's Universal Unique Identifier (UUID) which makes the key for the vault. If this UUID cannot be found it uses the old name based mechanism as the key for the vault. Note: All new ESMs have a UUID that conforms to 4122 RFC. The earlier ESM UID standard is still supported.
- PAC names are now limited to eight characters or fewer in ESCWA.
- The default ESCWA configuration file now sets ESCWA to run in loopback-only mode.

Enterprise Server Security

[Back to the list](#)

- The MLDAP ESM Module for Enterprise Server now interprets the ".**" wildcard sequence in a manner closer to that of mainframe RACF. This behavior is configurable. See "Wildcards for Resource, User, and Group Names" and "MLDAP ESM Module Custom Configuration Information" in your product Help for more information.
3206992 (1118359)

File Handling

[Back to the list](#)

- The supervisor password is no longer displayed when cobfsclose is executed from the command line.
3195772 (1117571)
- Usernames in the Fileshare password file are no longer obfuscated; they are shown in plain text.
3120656 (641976)
- Fileshare can now read a password file stored in the Vault Facility. Use the /uv option when starting Fileshare to read the specified password file from the vault. Note: You must have uploaded the password file to the vault before starting Fileshare.
- The SFF (Signed Free Form numeric) input field is now supported in the TRAILER3 operand.
3217597 (1119504)
- The calculated output length of SORT and the memory required could be calculated incorrectly when symbols were used.
3203471 (1118031)
- File and folder names that are deployed to PostgreSQL datastores are now case-insensitive. This ensures consistency of behavior with DB2 and SQL Server datastores.

HCO for DB2 LUW

[Back to the list](#)

- There is no longer a problem using an XML CLOB host variable in COBOL and PL/I program SQL statements when compiling with the DB2 ECM Compiler directive.
3204413 (1118115)

JCL Support

[Back to the list](#)

- The wrong Symbol value was used when a symbol was assigned a different value following a procedure.
3223719 (1119901)
- When replacing symbols in in-stream data, space-separated elements will be taken into account, and if possible, the original position will be maintained.
3222942 (1119802)
- An issue where procedure COND statements were applied to the wrong procedure steps when the procedure was called multiple times, notably the steps from the first call to the procedure when they should be applied to steps from the specific call, has been resolved.
3222081 (1119699)
- The JCL JOB JOBRC parameter is now honored, and the correct return code set for the job.
3218927 (1119420)
- The MFFTP LCD, MGET and MPUT commands have been enhanced to process the members of a partitioned data set.
3216865 (1119242)

- The removal of datasets with DISP=NEW because MF_UCC11=YA or MF_UCC11=M is set has been restricted so that the DSORG, if defined on the DD Card, must match the catalog attribute. The removal of a GDG Base by this method is prohibited. If the dataset cannot be removed and recreated, an error message JCLCM0200S is issued.
3216471 (1119195)
- You now receive a correct error code, if an error occurs while processing the TSO RENAME command.
3215386 (1119281)
- The JCL File Action exit, MFJFAXIT, is now notified of the deletion of cataloged data sets.
3212961 (1118856)
- A problem in the public catalog API, mvscatpb, where the LRECL values for variable length files were not validated correctly, producing false errors, has been corrected. The API will now return the catalog record that has been changed.
3212769 (1118940)
- The incorrect changing of a VSAM data set file status from pristine to used when REPROing an empty data set has been corrected. When REPROing records into a data set, if the source data set is empty, the destination data set is not opened.
3212733 (1118839)
- GDG restart information is usually created only when ES_JES_RESTART=Y and MF_UCC11=Y or M; however, by setting environment variables GDG_RESTART_UCC11_ONLY=N and ES_JES_RESTART=Y results in the restart information for GDGs to be created. This ensures that the dynamic setting of MF_UCC11, via the MFJUXIT user exit, can be applied to GDG versions. The MFJUXIT user exit has been enhanced to provide a new event call, event-job-restart, which is called when a job is restarted, and provides the option for the user exit to be notified of future event calls - one of which is 'event-job-ready', where the user exit can set the MF_UCC11 value for the job (see mfjdxit.cpy for user exit event information).
3207134 (1118753)
- If a JOB CARD includes a USER ID and a PASSWORD that are different from the ones for the user submitting the job, the credentials specified in the JOB CARD will be used to validate the permissions to submit a job in place of the surrogate user.
3207055 (1118326)
- LISTDS now returns 8 if the requested dataset does not exist. Previously, it would return zero.
3204627 (1118102)
- PDS directories (PO) identified by environment values (the path to the directory starts with \$<ENV-NAME>), are now removed in the same way as those that do not use an environment value. The last member is removed and the directory is empty.
3196118 (1117345)
- The MFJPTPCH module now supports the PREFORM and CNTRL parameters.
3194158 (1117171)
- Using MFFTP, a GET request that used SENDEOL no longer attempts EOL processing if the file is not found. This now emulates the behavior on the mainframe. Previously, processing would cause unexpected errors in cases where the file was not found.
3192989 (1117084)
- If the catalog properties of a data set are updated using MVSCATPB, and the data set is not opened during the JCL step it is assigned to, then the updated catalog properties are not written at the end of step disposition processing.
3186942 (1116611)
- It is now possible to export symbols from Enterprise Server and to use them in in-stream data. You can also pass symbols on jobs submitted using the Internal Reader.
3164066 (1114816)

- When trying to export entries from a catalog that does not exist, mfcatsxml will now report an error and exit with a value of 12. Previously, it returned zero and created the catalog.
- An issue with error conditions incorrectly carried forward from one VSE job to the next one has been resolved.
3220394 (1119913)
- The length of a SYSIN is no longer being checked unnecessarily.
3201488 (1117900)

Micro Focus Batch Scheduler Integration

[Back to the list](#)

- When running against an Enterprise Server PAC environment, mfbsijcl could return an invalid return code to the scheduler. This has been resolved. Note that both of the following environment variables must be present in the mfbsi.cfg configuration file in order for mfbsijcl to work with the Enterprise Server PAC environment: ES_PAC and ES_PAC_ENDPOINT.
3215408 (1119254)

Micro Focus Directory Server

[Back to the list](#)

- UNC paths are no longer supported when importing or exporting to MFDS by default. To re-enable them, set the environment variable MFDS_ALLOW_UNC to 'Y'.

PL/I Support

[Back to the list](#)

- A problem with allocation of BASED, CONTROLLED, and AUTOMATIC structures has been corrected. This problem was limited to structures where the last member field was of type BIT. Specifically, the problem only occurred for BASED, CONTROLLED, and AUTOMATIC structures when the last member field is of type BIT, resulting in incorrect code generation for BASED and CONTROLLED storage at the point of allocation (i.e., an ALLOCATE statement), and for AUTOMATIC storage, incorrect stack frame allocation for the declared structure. Naturally, any module affected by this problem needs to be recompiled. To ensure that no problems arise, the user should identify all modules that use a structure or structures where the last member is of type BIT, and recompile those modules. This applies to users who have compiled code with versions of Enterprise Developer earlier than ED 4.0 HF 10. Note: BIT means a bit-string of any length, including BIT(1). It does not apply to BIT ALIGNED.
3192381 (1117048)
- The macro preprocessor loop no longer occurs when there is a "DO" statement with "BY" and without "TO". For example, statements such as "DO J=1 BY 1" are treated as infinite loops.
3216391 (1119216)

Run-Time System

[Back to the list](#)

- Previously, the value of the fill character and the option to use it were ignored in the RM window control block. With this fix, the character will be used if Dialect"RM" is set and an appropriate ADISCTRL configuration is used.
3138692 (1112552)

SQL Option for DB2

[Back to the list](#)

- The XDB Service name has been shortened.
3195822 (1119897)

Known Issues

Refer to the *Known Issues and Restrictions* topic in the *Product Information* section of your product Help.

- The Server Core form of Windows Server 2019 is not supported.
- Oracle does not support deployed .NET Core 3.x client applications on SUSE Enterprise Linux accessing Oracle databases.

Resolved Issues

The numbers that follow each issue are the Support Incident Numbers followed by the Reported Problem Incident (RPI) number (in parentheses).

- [Adis](#)
- [Assembler Support](#)
- [Character Animator](#)
- [Common Communications Interface](#)
- [Communications Server](#)
- [Data Tools](#)
- [Dockerfiles](#)
- [Documentation](#)
- [Enterprise Server](#)
- [Enterprise Server Auditing](#)
- [Enterprise Server Common Web Administration](#)
- [Enterprise Server Security](#)
- [File Handling](#)
- [Form Designer](#)
- [Header-to-Copy Utility](#)
- [IBM Language Environment for OS/390 & VM Support](#)
- [Licensing](#)
- [Micro Focus Common Client](#)
- [Micro Focus Directory Server](#)
- [MF Server Administrator \(GUI\)](#)
- [Mainframe Access](#)
- [Micro Focus Batch Scheduler Integration](#)
- [IMS Support](#)
- [JCL Support](#)
- [PL/I Support](#)
- [REXX Support](#)
- [Run-Time System](#)
- [Setup](#)
- [SQL: COBSQL](#)
- [SQL: HCO for DB2 LUW](#)
- [SQL: HCO for SQL Server](#)
- [SQL: Mainframe Batch Database Tools](#)
- [SQL: OpenESQL](#)
- [SQL Option for DB2](#)
- [XML Support](#)

Adis

[Back to the list](#)

- A single field is no longer padded to the right when the SIZE clause data-name is greater than the PIC clause and all the other fields have the PROTECT attribute.

3223862 (1119916)

- An ACCEPT on SECURE fields no longer produces unwanted characters.
3221450 (1119807)
- Using JUST and ZERO-FILL in a CONTROL clause with ADISCF option 16 set to 3 no longer causes an RTS 114.
3198021 (1117521)
- ACCEPT ON ESCAPE KEY and ACCEPT ON ESCAPE data-item now return the correct key-code in RM/COBOL for function keys and escape. Note that the complete list of the returned key codes are not 100% compatible with RM/COBOL for all keys.
- You no longer receive an RTS 114 error when the UNIX environment variable COLUMNS > 164 for DISPLAY AT LINE COLUMN syntax.

Assembler Support

[Back to the list](#)

- A problem that caused Swedish national characters to display as line drawing characters has been fixed. Filenames with accented characters now display correctly.
3204665 (1118779)
- Errors produced by unsupported Assembler syntax have been corrected by an update that allows addition or subtraction of character literals to match IBM Assembler behavior. The EBCDIC value of the literal is now added or subtracted from the value of the relocatable data item. For example: TR CHARTAB(32),=C'0123456789ABCDEF'-C'0' now assembles without error, and generates mainframe-compatible object code.
3204543 (1118137)
- A BRNZ instruction generated incorrect machine opcode. The BR (branch relative) and BR..L (branch relative long) extended mnemonics were placing the condition mask nibble in the fourth nibble of the instruction instead of the third nibble resulting in incorrect behavior at execution time.
3197056 (1117444)
- A problem that produced invalid expression errors when substring notation in AIF macro statements used an asterisk (*) for length (for example: AIF ('a string'(5,*) NE 'EI').EXIT) has been fixed.
- A problem that caused an assembler program to be identified as CICS based on a user-written macro named 'EXEC' has been corrected. Programs are now identified as CICS only when 'EXEC' is followed by 'CICS'.
3182606 (1116316)
- The Assembler LE/370 prolog and epilog macros, CEEENTRY.MAC and CEETERM.MAC respectively, have been rewritten to be more mainframe compliant. While this new base-level functionality is sufficient for most LE/370 assembler application requirements, some features, such as NAB (Next Available Byte) emulation, are not included in this fix.
3221676 (1119641)
- On rare occasions, the user abend SVC 13 would generate RTS114 errors in the MF370ENG.DLL module. The module now tests for invalid addresses.
3210918 (1118676)
- The CEEENTRY macro now uses a new NAB emulation feature implemented in the MFASM run time module. NAB buffer areas and data structures now emulate the mainframe NAB LE/370 data structure.
3203475 (1118026)
- The Assembler debugger was entering "zoom" mode under the Enterprise Developer CICS environment. It now pops up and waits for user input.
3183858 (1116890)
- An issue in the MFASM generalized trace facility has been resolved so that you no longer receive an RTS 114 error when GTF is enabled.

3207628 (1118370)

- The LE/370 prolog macro CEEENTRY.MAC has been modified to support the NAB (Next Available Byte) control block. Note that fields in the control block are currently set to nulls.

3191776 (1117022)

Character Animator

[Back to the list](#)

- A Perform Step of a CALL statement in INT code, after using the Do function, and then changing the execution point with the Reset function, now steps over the CALL correctly.

3222172 (1119750)

- When detaching the debugger from a process on Solaris, the process no longer crashes.

3213587 (1118926)

- Two new command line options for Animator can be used to speed up the Animation of coredumps for applications with a large number of programs. Specifying these new options "FASTLOAD" and "FASTEXIT" on the command line will result in Animator starting and stopping significantly quicker. See the documentation for details on these new options.

3212276 (1118852)

- CBL_EXIT_PROC routines can now be debugged correctly.

3208380 (1118433)

- Querying an OCCURS ... DEPENDING ON ... where the item is zero is now treated as an invalid query and the item is not shown.

3201182 (1117795)

- When zooming and using Perform Step/Out over applications with many programs which have many COPY statements, performance is improved.

3197159 (1118692)

Common Communications Interface

[Back to the list](#)

- When CCI shared memory was processing multiple simultaneous broken connections and data at the same time, it was possible that the data could not be read.

3195698 (1117370)

- ssltrc.txt is no longer created with an extra character in the file extension.

Communications Server

[Back to the list](#)

- In order to mimic mainframe behavior a new CWI option has been added called "Always send options". The default is 1 and will maintain current behavior of always sending a HTTP options request when performing a CWI Open command. When set to 0 it will only send a HTTP options request as part of the CWI Open if either HttpVNum or HttpRNum are specified.

3218438 (1119912)

- A number of reflected Cross-Site Scripting (XSS) vulnerabilities have been addressed in the http-echo conversation module for Enterprise Server. Note that this module is not enabled by default.

3198822 (1117729)

- Configuration information is no longer displayed in log.html when a new connection is made with the TN3270 listener.

3185279 (1116510)

- The mfpkg utility can now undeploy REST services.
3100111 (1108820)
- The Micro Focus zip library has been renamed from zip.dll/libzip.so to mfzip.dll/libmfzip.so, due to conflicts with other similarly-named libraries. This should not affect customer applications but will allow some customers to discontinue workarounds they had applied for these conflicts.
2864796 (1105391)
- There are no longer issues with setting some of the TLS (SSL) listener options in Enterprise Server.
- The Enterprise Server Communications Server (MFCS) now uses the same paths as the DemoCA scripts for the default locations of the server certificate and key files. If you use DemoCA (recommended for development and test purposes only) to create any key and certificate files for Enterprise Server listeners, you can specify those using unqualified filenames (such as "srvkey.pem" and "srvcert.pem") in the listener configuration.
- Enterprise Server now sets a Content Security Policy for HTTP responses that contain HTML code as well as for some responses that contain plain text (to avoid false positives from web scanners). This is to help prevent possible security exposures should new vulnerabilities in HTTP processing be found.
- The Enterprise Server service installation utility mfdepinst now accepts various command-line options for configuring the installation process.

Data Tools

[Back to the list](#)

- The dfconv command line utility now supports a new option "-s" - this option skips DBCS checking during conversion, in order to improve performance. This option should only be used from within a DBCS locale, and only when you are sure that the data you are dealing with is from a SBCS.
3213092 (1118872)
- When running the DFCONV command line batch interface, a new option -F (or -f) allows only the fixed text output to display; no dynamic updates are displayed to the console after each record is processed.
3163542 (1115730)
- Trying to open a PDS file in DFED no longer results in out-of-bounds exceptions.
3214578 (1119499)
- On UNIX, opening empty structure files no longer fails and produces an RTS 114 error message.
3208560 (1118685)
- Structure files can now be loaded and unloaded after a data file has been opened.
3181265 (1116352)
- On UNIX, using the Up and Down buttons to navigate the records no longer causes Data Tools to hang and loop at several rows.
3208560 (1118686)
- Conditional structure now work with EBCDIC files where the condition field is not at the beginning of the record.
3204158 (1118166)

Dialog System

[Back to the list](#)

- The Export process in Dialog System no longer fails with RTS164 error.
3200921 (1117781)

Dockerfiles

[Back to the list](#)

- esadm is the default user for all the different container images.

Documentation

[Back to the list](#)

- The documentation has been updated to explicitly state that the FOLDER tag, used in extfh.cfg, only supports the use of local folders; it does not support the use of networked folders.
3212247 (1118782)
- The documentation has been corrected in relation to the supported data types allowed in a stored procedure definition file.
3207946 (1118435)
- The note at the head of the list of run-time tunables, stating that the tunables are for native code only, has been removed. Any native-only restrictions for tunables are mentioned in the topics of each tunable.
3207815 (1118381)
- The error message description for the warning message COBCH1237 has been corrected. It also now contains a link to the Compiler directive topic (REENTRANT) that it relates to.
3205344 (1118169)
- The product Help for the software requirements has been updated to indicate that on 64-bit Red Hat 7 you only need to install glibc-2.17*.x86_64 and glibc-2.17*.i686.
3201443 (1118038)
- The cblink option -s has been correctly removed from the documentation.
3200100 (1117719)
- To create an EXTENDEDESDS file, the docs now state that you must use a combination of IDXFORMAT"15" and the EXTENDEDESDS option.
3195595 (1117298)
- The syntax diagram for indexed file formats (format 4) has been updated in the documentation - topic: The File Control Entry. It now indicates that WITH [NO] DUPLICATES can be specified on the record key, as an MF extension.
3177534 (1115898)
- The documentation on the FILE_TRACE configuration variable (used within Database Connectors) now includes details on the level of tracing that is possible.
3164533 (1117209)
- The RM/COBOL compatibility documentation now makes it clear that the DIALECT"RM" directive should not be applied to managed COBOL.
3139755 (1112643)
- The documentation now includes the sequence in which the Run-Time System will attempt to locate a requested .lng file - see 'Compiling and Deploying a Message File'
2869115 (1106127)
- The context-sensitive reserved words, particularly those relating to the ACU dialect, have been relocated to the Context-Sensitive Reserved Words topic. (They previously resided in the Reserved Words Table topic.)
- The explanation of parameter prefix substitution in the MFBSI configuration file has been clarified in the documentation.
- If you are building a self-contained callable shared object on a Linux platform, and will be calling COBOL modules built to .int or .gnt files, you must specify the following additional options when you link the main (non-COBOL) executable: -Wl,-zexecstack For example: gcc -m32 -o mymainexe mymain.o -g -ldl -Wl,-zexecstack

- The documentation has been updated to clarify the default behavior when the ALIGN directive is specified without either OPT or FIXED.
- The documentation for the Micro Focus Database Handler now clarifies when a region and cross-region database is required (in the Configuration Requirements section).
- The sample code listed in 'Typedef - User Defined USAGE or Structure' has been corrected.
- The documentation has been corrected for the TYPEDEF clause - the list of clauses not permitted for use when TYPEDEF is specified is now accurate.
- The documentation has been updated to state that the maximum number of PERFORM ranges in a program (65535) is also applicable to .NET and JVM COBOL programs.
- All erroneous references to the TRUNC, BS2000-OFFLOAD, and INFORETURN directives have been removed from the documentation.
3223245 (1119786)
- All erroneous references to the FLAGCD directive have been removed from the documentation.
3223242 (1119785)
- All erroneous references to the [NO]OLDSTRSUB directive have been removed from the documentation.
3223240 (1119783)
- On UNIX, MFDS can run as a non-root user on a port number equal or greater than 1024. See "To Run the Directory Server as a Non-Root User" in your product Help for more information.
3213301 (1118928)
- The documented example for the mf.mfdbfh CTF component now contains the correct settings in order for the trace to be successful.
3203127 (1118015)
- The documentation has now been updated with the correct definition for the CCITCPS_fsname variable, used within Fileshare.
3192544 (1117368)
- The DD Statements topic has been updated to include correct values for XTEP2 and its alias DSNTTEP2.
3168080 (1115120)
- The documentation now correctly states that the CBL_CREATE_CORE library routine is for native COBOL use only.
- Ensure that you back up your secrets configuration file, secrets.cfg. Before you install a new version of your product. By default, the secrets.cfg file is located in the %ProgramFiles(x86)%\Micro Focus \Enterprise Developer\etc (Windows) or \$COBDIR/etc (UNIX) directory. Restore the backed up configuration file once the product installation is complete.
3216092 (1119162)
- The documentation now includes details of the MFJ_STRICT_CASE environment variable, which can be used to maintain the case of physical file names passed to MVSCATIO by the catalog API, and other utilities.

Enterprise Server

[Back to the list](#)

- TS queues that were created with an expiry interval and stored in Redis would have their expiry interval corrupted when a subsequent READQ TS was performed on that queue. The expiry interval is no longer modified during the life of the queue.
3221103 (1119598)
- In a PAC, when a JES initiator was terminated, if the job was in the Dispatch queue the lock was not removed for the dispatch queue SYSZJOBID.

3226274 (1120084)

- It is now possible to use casfile -p to change the current path of a closed file or, if the file is cataloged, to change the DSNNAME from the specified DD NAME.

3224800 (1119969)

- An issue causing an RTS 114 on DFSRRC00 related to disabled xa entries has been resolved.

3223838 (1119845)

- You can now set the environment variable ES_PAC_NO_GLOBAL_LOG=Y if you do not want all the messages from all console.log files for all the regions in a PAC to be stored in the PSOR CasPacLog.

3222549 (1119714)

- CICS Web requests greater than 32 Kb to secure regions no longer incorrectly receive a 403 (Forbidden) response.

3222308 (1119752)

- Switching on the active HSF file could cause a thread in the castrc process to go into a tight loop and use a lot of CPU.

3219692 (1119546)

- Enterprise Server was always attempting to verify if a called program was a PL/I one or not even when the PL/I option was not active for the region.

3219147 (1119409)

- A MalformedResponseException error when using channels and containers on ECI calls has been resolved.

3217992 (1119653)

- Strings with special characters were sometimes being truncated or causing a malformed XML error. The whole string is now being returned without any truncation or errors.

3217170 (1119681)

- A CCSID Error 0002 could occur when converting certain strings to UTF-8, if the strings contain characters that expand from single to multi-byte during the conversion. The reason for this was that the converted string was longer than the maximum length specified for the field. Instead of resulting in an error, the data is now truncated. This matches the behavior on the mainframe.

3217170 (1119262)

- The Historical Statistics Facility (HSF) post-processor utility casfhsf has been enhanced to output time intervals of from 1 to 9999 seconds. An option is now provided to optionally split the date/time output column into a date column and a time column. The maximum number of columns has been increased to 172,800 for 32-bit systems, and to 1,296,000 for 64-bit systems. The number of transactions within an interval that meet its specified system response time criteria is now reported correctly.

3214504 (1119179)

- Calling into an entry point on an already loaded program no longer causes memory leaks.

3214021 (1119003)

- An empty XML element in the SOAP response message no longer results in an ARRAY_TOO_SMALL error.

3212477 (1118802)

- Tranclass MaxActive is now honoured in PAC configurations.

3209901 (1118571)

- Micro Focus now supports IBM's GMTRAN system initialization parameter in CICS SIT, which enables you to disconnect a CESN transaction. GMTRAN enables you to specify the outcome of pressing F3 or CLEAR on the CICS Signon transaction CESN/CESL. This is either EXIT (the default) or DISCONNECT (disconnects the TN3270 terminal from the region).

3209820 (1118562)

- The command line help for casstart now includes information about the /m option.
3208071 (1118414)
- The initialization of a Service Execution Process could be interrupted by a request which provoked a security call before the local ESM context had been established. This resulted in an error which would cause the server to shutdown immediately. This has been fixed.
3208021 (1118431)
- An issue on a START TRANSID with TERMID executed from an EBCDIC program has been fixed.
3206507 (1118272)
- The permissions for resources (such as TSQUEUE) were being checked every time they were used in a transaction. Now they are checked once per transaction and the result of that check is used on subsequent requests.
3206471 (1118690)
- All BATCHONLY MQ resource managers accessed from the same DSNRLI program are now security checked. Note that DSNRLI is limited to opening only one MQ resource at a time.
3205339 (1118173)
- When running in a secure region, if USERID was specified on an EXEC CICS START command, the target user and the rights of the user of the active transaction to operate as a surrogate for that user were not being verified correctly. This resulted in the started transaction executing under the default CICS user credentials. This has been fixed.
3204696 (1118150)
- A WEB HTTPHEADER command now returns INVREQ when used without a SESSTOKEN in a non-CICS Web Server application.
3202999 (1118298)
- If one or more jobs had a shared lock on a dataset (DISP=SHR) and another job was waiting for exclusive access (DISP=OLD) on the same dataset, the latter would be granted the lock when any one of the other jobs completed. The file would not be available for exclusive use and this would result in a 9/65 error, file locked status on open. This has now been resolved and the exclusive lock is not granted until all shared locks have been released.
3201463 (1117839)
- Previously, INQ TRANCLASS could fail and return a TCIDERR response code if CASTSC was handling a heavy load.
3200414 (1117738)
- ITR requests (such as file requests) are not sent to the transient SEP running the EZASOKET CICS transaction.
3200370 (1117767)
- Invoking any of the CAS* utilities (such as casout) against an enterprise server instance running on a machine with a host name which exceeds 40 characters in length no longer results in a failure to find the service.
3200011 (1117816)
- Previously, a high volume of events in the system could cause shared memory constraints. This was because the system generated the events irrespective of what the event manager exits were checking for. It is now possible to avoid this by setting the filter strings in the event manager exits. This ensures that only the required events are generated and helps to avoid any further shared memory constraints.
3199174 (1117679)
- Previously, a high volume of events in the system could cause shared memory constraints. This was because the system generated the events irrespective of what the event manager exits were checking for. It is now possible to avoid this by setting the filter strings in the event manager exits. This ensures that only the required events are generated and helps to avoid any further shared memory constraints.
3199174 (1117680)

- ESCERTPAS can now return spaces as the passphrase to allow for certificates that do not have a passphrase.
3196872 (1117431)
- The following APIs are now supported: MQCRTMH, MQBUFMH, MQMHBUF, MQDLTMH MQSETMP, MQINQMP, and MQDLTMP.
3196430 (1117373)
- The performance when accessing PPTs for a program that has already been invoked in the same task has been improved.
3195445 (1117554)
- In the case of OPERCMDS, you need to call the security exit only if the esm-input-parms pointer has been provided. This helps to avoid receiving an RTS 114 error message.
3195205 (1117377)
- An issue where a process recovery caused the entire region to crash has been resolved.
3192471 (1117060)
- Sysout output from the casout utility larger than 64K is now displayed correctly on the screen.
3192406 (1117734)
- Previously, console.000 was always overwritten when console.log max size was specified.
3192214 (1117565)
- In MQ series support, the MQCSP block which can be passed on an MQCONN call and carries user credentials, was not being converted. This resulted in MQ connection failures.
3191698 (1117032)
- When an alternate user ID is supplied on an MQ call, it is now authorized against the server's active ESMs.
3183523 (1117005)
- Under certain circumstances, a batch job which used EZSOKET calls could abend for exceeding its job card's TIME parameter before that period had expired.
3181745 (1116242)
- The association of a XA switch module with a batch unit of work now returns an error if the XAR cannot be associated. This change might affect DSNRLI, DSNALI, and TSO in Batch(IKJEFTxx) processing.
3178489 (1118208)
- The fixed transaction property for a terminal resource was not being honored correctly.
3176086 (1115790)
- An intermittent issue with SSTM jobs not running after the region has started has been resolved.
3175925 (1115789)
- An intermittent issue was introduced in 5.0 Patch Update 2 where CICS could release a SYSZDSN ENQ prematurely at FCT close, before all SEPs had physically closed the file. If a batch job was waiting on the same ENQ, it was possible that the job could get a 9/065 status on the file if it was accessed prior to all SEPs completing the close. This has been fixed.
- HSF records following a date rollover are no longer intermittently recorded as occurring on the previous day.
- An issue which caused a memory corruption on shutdown when using JCL HSF has been resolved.
- Hexadecimal prefixes can now be defined in Scale-Out Repository (SOR) models. See "PAC and SOR Environment Variables" in your product Help for more information. A new exit, TSTDSRUE, has been provided to determine whether or not to direct a TS or TD access request to a SOR at queue access time. Usage of this exit causes any SOR models that have been defined to be ignored. See "Configuring TS and TD Queues for SOR Storage" in your product Help for more information.
- The XML export of resource definitions now ignores any resources that are in groups that have names starting with "DFH".

- A lock serialization no longer occurs on PAC Tranclass.
3222098 (1119677)
- A problem that occurred in castsc when running a transaction that had an unknown tranclass caused an RTS114 error. This has been corrected.
3220668 (1119647)
- A crash could sometimes occur in an enterprise server in a PAC configuration under heavy load. This has been resolved.
3220040 (1119490)
- When using EXEC CICS START with DATA in a PAC environment, a memory leak could cause the SEP to crash.
3218858 (1119389)
- Entries in the local PPT counters table were not being correctly removed, and the table was not properly reduced in size when the extra space was no longer needed. These issues have been corrected.
3217950 (1119349)
- Latency displayed on the monitor page for transactions initiated using the START API showed as incorrectly high. This has been corrected.
3215297 (1119128)
- Support has been added for the following TSMODEL attributes: REMOTESYSTEM REMOTEPREFIX XREMOTEPFX RECOVERY(YES) Support has been added for the RECOVSTATUS option on the INQUIRE TSQUEUE/TSQNAME commands.
3214937 (1119043)
- An issue with the processing of inbound QUEUE model requests flowing over APPC has been resolved. You must upgrade the resource definition file for the new CSM3 transaction to be made available to the system as part of the DFHISC group. To upgrade your resource definition file (dfhdrdat), execute the caspcupg command.
3214659 (1119015)
- An RTS114 error that occurred when running an ESMAC DUMP while one or more channels were in transit has been fixed.
3213819 (1119378)
- A problem that caused a TRANCLASS CLASS display request to intermittently return invalid characters has been fixed.
3213819 (1119424)
- An issue where Dynamic XA processing, invoked by MFDS and CRCN, could result in connection loss if the same switch was handling several connections has been resolved.
3212594 (1118814)
- On region shut-down, if CRCN was in the reconnect state, it would hang and the region would not shut down.
3212564 (1118813)
- EXEC CICS INQUIRE ASSOCIATION is an unsupported API. Use CICSECM(FUNC=NOOP) for your programs to compile.
3212245 (1119025)
- When a COMMAREA override was set, an RTS205 error occurred in started transactions compiled to AMODE. This has been fixed.
3211712 (1118759)
- A problem that caused an intermittent NOSPACE error on WRITEQ TS has been resolved.
3204706 (1118216)
- When an EXEC CICS START specified a CHANNEL, memory was being allocated by the task performing the start, but this was not being freed. If this was a long-running task performing many

STARTs, it was possible for the process to exhaust available memory. Storage housekeeping has been improved to ensure that this no longer occurs.

3203094 (1118042)

- If an FCT for an alternative index was opened, and the primary FCT was subsequently opened in the same task, the FCT file for the alternative index was left open after both FCTs were marked as closed. This has been fixed.

3200676 (1117802)

- The import and export process of resource definitions now takes into account all SIT cold start flags.

3196670 (1117418)

- Micro Focus ECI support now supports user IDs and passwords that are greater than eight characters in length. See "Micro Focus External Call Interface" in the product Help for more details.

3195078 (1117382)

- HSF records for CICS transactions that are STARTed now have a valid latency value. Previously, the latency calculation was disabled and would always be 1 for STARTed transactions.

3194297 (1117182)

- A data loss issue has been resolved where TRANCLASS is enabled and a read and a write transaction for a protected Intra-Partition Transient data Queue commit concurrently.

3193323 (1117117)

- JSON data was being generated incorrectly when there was only one element in a JSON array item.

3192433 (1117035)

- When an internal PPT management table no longer has enough space to store its data a new larger block is allocated. Previously this would result in the creation of a dump for diagnostic purposes. Whether to generate the dump is now configurable using the environment variable ES_PPTL_DIAG=Y. You should use this if you are instructed to do so by Micro Focus support.

3191382 (1117066)

- A problem that caused the Micro Focus Communications Server (MFCS) to fail when the application sent 3270 control byte characters as data to the screen has been fixed.

3187441 (1116874)

- An additional option for nowait has been added to castran and CNCL. In the case of castran specify: ! castran -v<program>,nw! For CNCL specify: CNCL <program> NW

3182587 (1116313)

- The casfile /p parameter can now change the current path of a closed file or, if the file is cataloged, change the DSNAME from the specified DD NAME.
- Security Fix: A vulnerability within ESMAC which made the Web UI more susceptible to reverse tabnabbing has been removed.

3216053 (1119150)

- If MFDS_DNS_RESOLVE=Y is set, the resolved hostname of the requested address for a listener is used for the ESMAC URL from MFDS, even if the listener is specified with an IP address in the listener definition.

3194907 (1117388)

- Some issues with sorting jobs on the spool page have been resolved.

3194166 (1117179)

- ITRs are now routed to the target SEP via castsc.

3193937 (1117152)

- An issue with Reply to console page in ESMAC has been fixed.

3192888 (1117078)

- Spool SYSPRINT files stored in DB can now be viewed as expected. An issue where the file was corrupted/overwritten when viewed in ESMAC has been resolved.
- The ESXDBOPC RM switch module has been updated to provide further clarification for optional open-string customization.
3223990 (1119899)
- A new XA Switch build option - mssql17 - allows the use of the SQL Server ODBC 17.3 driver (and later versions).
3220548 (1119748)
- APPLNAME is now set when DSNRLI SIGNON is called with an argument.
3219384 (1119464)
- After a SRRCMIT/SRRBACK call, the connection is now being set correctly.
3218880 (1119427)
- The ODBC XA switch now initializes and starts correctly when MFDBFH is enabled.
3218343 (1119410)
- There is no longer an issue with running an XA job after cancelling an XA job in ESMAC.
3218095 (1119496)
- New functionality now enables you to store all or part of an XA open string in a vault using the Micro Focus Vault Facility.
3217806 (1119289)
- The ODBC switch now handles IMS BMP jobs correctly when the BATCHONLY=T option is specified.
3212998 (1119040)
- XAR now uses the long username for connections during user impersonation if the new open string option LNAME=T is specified.
3203042 (1117973)
- The XA module for XDB now builds without any issues in the Enterprise Developer 5.0 products.
3199440 (1117649)
- XA switch modules now recognize IMS transactions correctly.
3198981 (1117710)
- The DB2 XA switch module now handles user impersonation and the packagepath option correctly.
3166472 (1118325)

Enterprise Server Auditing

[Back to the list](#)

- Enterprise Server auditing no longer hangs if auditing is enabled for the External Security Facility but no audit configuration file is present, and the Audit Manager is not running.

Enterprise Server Common Web Administration

[Back to the list](#)

- An issue with viewing regions in ESCWA using an MF Directory Server process secured with the Micro Focus Internal Security has been resolved.
- When editing the IMS properties of a region in the ESCWA GUI, it was not possible to set the IMS Codeset Bias to "ASCII" and the IMS Attribute Bias to "Binary".
- The ESCWA user interface now performs validation in the same way as the Enterprise Server MFDS.
3194067 (1117163)

- It is now possible to add a color to a directory server's region through its General > Appearance drop-down list. This enables you to change the color of the region in the tree, and the background color of the region's pages. This setting overrides the directory server's colors, if they were already set.
3132670 (1111980)
- It is now possible to add a color to a directory server from the server's General > Appearance drop-down setting. Use this setting to change the color of the directory server in the tree, in the background color of the directory server pages and all of its region pages.
2869809 (1105847)
- The Monitor > Properties page now displays the list of Pending Requests under counts. This represents any type of pending requests for the region.

Enterprise Server Security

[Back to the list](#)

- mfsecretsadmin no longer fails on HP-UX platforms.
- The mfsecretsadmin utility now supports specific secrets configuration files.
- Invalid keys in mfsecrets no longer result in a crash.
- mfsecretsadmin no longer incorrectly displays an error message when writing to a directory that does not exist.
- The secrets.cfg file has been moved to the default vault location.
- Enterprise Server mainframe-style passtickets, used by the ELF and DCAS features, are now supported when LDAP bind-mode verification is used.
3223436 (1119810)
- In Enterprise Server, the External Security Facility's OS ESM module now supports the Enterprise Server Digital Certificate Authentication Service (DCAS).
3222786 (1119760)
- An Enterprise Server region running in a PAC and using MFDBFH for the region database with the database "reslocking" feature supported, and with the External Security Feature enabled, would periodically log messages similar to "ESFEV0331E Unable to unlock shared memory".
3218610 (1119357)
- An additional configuration option related to retrying on failure, retry bind, has been added to the MLDAP ESM Module. See MLDAP ESM Module Custom Configuration Information topic in your product Help for more information.
3215526 (1119267)
- The Enterprise Server External Security Facility's rule-substitution feature now supports the token \$ {user_long}, which is replaced with the user's "long name".
3210400 (1118613)
- In the Enterprise Server External Security Facility's administration, in rare circumstances, a one-byte buffer overflow could occur when processing a list-user request, potentially resulting in heap corruption.
3209383 (1118627)
- In an Enterprise Server security configuration with two or more security managers using the MLDAP ESM Module, all-groups mode enabled, and group federation enabled, certain ESF Update requests including the "Update All" button in the Enterprise Server Administration web interface could result in users losing group membership information. This has now been fixed.
3208297 (1118513)
- Enterprise Server's MLDAP ESM Module has a new option, "maximum qualifiers for initial check", which enhances the existing "check TLQ first" option. See "MLDAP ESM Module Custom Configuration Information" in your product Help for more information.
3201021 (1117790)

- The Enterprise Server MLDAP ESM Module's tracing of the effective rule and result for Auth/XAuth requests now includes the resource class as well as name.
3200710 (1117799)
- In Enterprise Server security configurations using multiple Security Managers with the MLDAP ESM Module, where all-groups mode is enabled and federation is disabled, user group membership is now maintained correctly.
3194825 (1117275)
- The MLDAP ESM Module no longer generates "invalid search filter" errors when using OpenLDAP to search for users with special characters in their LDAP Distinguished Names.
3194796 (1117268)
- Enterprise Server on Linux now includes a PAM ESM Module, which can authenticate users using the Pluggable Authentication Modules mechanism included with the operating system.
3176983 (1115874)
- An issue with modifying Enterprise Server user groups with names beginning with the hash character ("#") has been corrected.
- An issue with some identifiers that contain the equals sign character ("=") when using LDAP-based security in Enterprise Server has been resolved.
- es_default_ldap_openldap.ldf no longer deletes entries from the specified LDAP server. Instead, if you are performing an upgrade you can use the new es_default_delete_ldap_openldap.ldf to delete these old entries.

File Handling

[Back to the list](#)

- An OPEN OUTPUT operation on an ESDS file, with directive NOFCD3 set, now correctly returns a 00 status.
3224463 (1119982)
- A file status of 9/41 was sometimes incorrectly reported when a file was accessed by many users, under intensive file I-O. This has now been fixed.
3214504 (1119352)
- Any 9/41 additional status errors will not be logged to XFHLOG if /dev/null or NUL is used.
3214504 (1119652)
- The File Handler running under Enterprise Server no longer returns a file status 500 when trying to retrieve the next DD.
3211622 (1119086)
- Specifying OUTDD"SYSOUT 121 R" when MF_CBLQDA=ON is set could cause a file locked status for SYSOUT to occur.
3201420 (1117813)
- Fileshare no longer crashes when run in background mode and signal is processed.
- Rebuild now correctly reports the permitted number of duplicates for idxformat 12.
3201916 (1117985)
- The COUNT=(to) process no longer results in a 114 error.
3225165 (1119987)
- A SORT on a fixed sequential file sometimes did not return an error when the last record in the file was only a partial record.
3224574 (1119918)
- OMIT=(ALL) parameter now works as expected and omits all records.

- 3221340 (1119623)
 - C'XX' now works with sort-ebcdic.
- 3220079 (1119548)
 - The INREC statement is now working correctly on VB input files with the option FIELDS=(p). This option specifies using record data from p offset to the end of the record.
- 3219329 (1119458)
 - Validation errors are no longer thrown in mfsort when using conversion FS, TO=PD or TO=ZD.
- 3217843 (1119512)
 - Conversion LS,TO=PD or TO=ZD will no longer generate validation errors.
- 3217843 (1119644)
 - MFSORT merge no longer corrupts the record when being used with INCLUDE/OMIT or INREC.
- 3217580 (1119277)
 - The BLKCCH1 and BLKCCH2 keywords of UTFIL are now supported. The page eject indicator character '1' will be replaced by a blank space according to the option which is specified.
- 3216086 (1119205)
 - When sorting an LSEQ file in a region running in EBCDIC, if the record format of the output file was not specified, it would correctly create an LSEQ output file, but the contents were incorrectly converted to EBCDIC - this has now been corrected.
- 3212662 (1118873)
 - The INCLUDE and OMIT statements now work as expected against records inserted by an E15 routine.
- 3210188 (1118589)
 - SORT TRAILER that contains COUNT=(TO) no longer causes JCL to abend with an RTS 114.
- 3204104 (1118058)
 - The emulation of ICETOOL SPLICE KEEPNOUDUPS no longer gives duplicate output records.
- 3201555 (1117836)
 - SORT VLFILL parameter no longer saves the value from the previous execution on UNIX platforms.
- 3191730 (1116986)
 - Enterprise Server XA reconnections failed to register with MFDBFH following the loss of the original connections - for example, through the use of the Db2 FORCE APPLICATIONS ALL.
- 3226856 (1120160)
 - Error messages are now reported to the Enterprise Server console, and the region start-up fails, if an attempt is made to warm start a region using a region database that had not previously been cold started.
- 3226448 (1120167)
 - A trace event is now output each time an I/O operation occurs that requires an XA connection and no XA connection for the underlying datastore has been registered. This is designed to help with diagnosing any file access problems.
- 3222022 (1119691)
 - Specifying "localhost" as the hostname to recover when using "dbfhadmin -openfiles -recover -host:localhost" or "dbfhadmin -casprocess -recover -host:localhost" failed to resolve to the current machine name, resulting in the command failing.
- 3221354 (1119628)
 - dbfhdeploy was not reporting the underlying ODBC error that resulted from a database connection failure.
- 3221103 (1119661)

- If a single Db2 database hosted a datastore and a region with the same name, database operations would fail for the region if the datastore had been accessed first (and vice versa) due to the same database connection and schema being used for both the region and the datastore.
3219905 (1119487)
- The Micro Focus Database File Handler (MFDBFH) documentation now includes a reference topic listing the database permissions required to create new databases, and to handle data files stored in a database. Administrators can use this information when setting up roles within their database instances.
3217410 (1119273)
- DB2 support has been added to MFDBFH.
3203127 (1117981)
- dbfhdeploy can now be used to download files that are opened for read-only access by other processes. Previously, you could only download only files that were not open by other processes.
3202402 (1117910)
- When using a Db2 MFDBFH datastore, an exception occurred when attempting to lock an already locked record.
- dbfhadmin did not output an error message to indicate that the specified datastore URL (specified by the -datastore: command-line option) did not have a corresponding configuration entry in the MFDBFH.config file.
- When using PostgreSQL, when a KSDS file was deleted, the associated rewrite stored procedure was not being removed.
- CAS processes using database resource locking no longer crash with a primary key constraint error when attempting to create global locks.
- dbfhdeploy was incorrectly reporting a 3/0 file status (I/O error) when downloading a file locked by CICS. A 9/65 error (File Locked) is now reported.
- An RTS 114 error occurred when copying a database-hosted file to another database-hosted file if either the source or destination file URLs specified a datastore for which there was not an MFDBFH configuration file entry.
- "dbfhadmin -openfiles -recover" was incorrectly reporting that no files had been closed when the open files were in the root folder.
- JCL IDCAMS steps that define alternate keys used to fail for database-hosted files.
- Deleting a large number of files in a single operation sometimes failed due to the database's transaction log becoming full when using a DB2 MFDBFH datastore.
- An error message RTS 114 could occur during CASCD termination when the ES_DB_SERVER environment variable had been set, but no associated region database was configured.
- The "dbfhdeploy delete" command has been enhanced to allow the deletion of a folder (and all of its sub-folders and files), and to allow the deletion of multiple files in a folder using a filename filter (such as replacing characters in a file name using a wildcard, '*', and/or a question mark, '?').
- Reading a record from a transactional file hosted in a PostgreSQL would hang if that record had previously been written within the same CICS transaction.
- The dbfhadmin command line utility now allows you to list/free region resources that are still locked after a system failure. Use dbfhadmin -region -list|-recover
- EXEC CICS READQ TD performance was slow when the TD queue was hosted in a DB2 database.
- Active TDQs hosted in MFDBFH datastores were not displayed by ESMAC if they had records locked by a concurrently running transaction.
- CASSI processes would sometimes hang on termination, following a previous soft kill of a job, when Db2 datastores were being used.
- A new command line utility - dbfhconfig - enables you to build and maintain a database configuration file, meaning that you are no longer required to hand-craft the file. You can also use a secrets vault to store sensitive logon credentials , instead of these being on view in a configuration file. Finally, a CTF trace can be configured to trace ODBC and vault-related operations.
- This product now includes the dbfhconfig utility. It enables you to create and maintain an MFDBFH configuration file eliminating the need to manually edit the XML file. Optionally, you can use dbfhconfig

to add any passwords and connection strings associated with DSN entries to the product's secrets vault.

- Cancelling a job which was waiting for an ENQ did not always remove the ENQ request from the (cross-)region database.
- MFDBFH no longer fails if the MFDBFH_SCRIPT_DIR and/or MFDBFH_CONFIG environment variables specify a quoted path name.
- Unpredictable results could occur for applications with files open in two or more datastores due to a clash of file handles.
- It is now possible to switch on/off I/O file optimization when deploying files via the dbfhdeploy command. Also, file optimization is now available for ESDS, KSDS, and RRDS files hosted in a database, that are opened for input - add optio="+oi" to mfdbfh.cfg to enable.
- MFDBFH now automatically reconnects the Db2 datastore and any (cross-)region database connections when they are lost.
- Intermittent ODBC errors could occur during JES initialization after the termination of an initiator process running a job in a previous session.
- dbfhdeploy incorrectly reported that a datastore did not exist for SQL Server operations when the "master" database had not been configured. A similar issue occurred for PostgreSQL datastores when the "postgres" database had not been configured.

Form Designer

[Back to the list](#)

- 64-bit versions of nmcnvrti.obj and nmcnvrtto.obj have been added.
3207452 (1118373)

Header-to-Copy Utility

[Back to the list](#)

- h2cpy could produce an RTS 114 error if the number of DEFINES was greater than 167.
3220579 (1119558)

IBM Language Environment for OS/390 & VM Support

[Back to the list](#)

- An error in calculating the start of the LE century window has been fixed.

IMS Support

[Back to the list](#)

- When importing an IMS Data View, a PCB statement in the specified PSBSRC file was being incorrectly analyzed, causing the Data View Import to fail. A fix has been put into place to correct this issue.
- On UNIX platforms, a fast sequence of checkpoint calls could occasionally result in an RTS 173 on program Sleep.
3225576 (1120036)
- The error code of a field search argument (FSA) is now returned to a FLD call.
3220405 (1119523)
- When using the AIBTDLI interface, a GET call followed by a CHKP returned a U100 ABEND. This has been fixed.
3212284 (1118798)

- A partially successful GN call with multiple SSAs and some with Boolean logic could return an incorrect segment level in the PCB key feedback area. This was introduced with the fix for SI 3138482 (RPI 1112600). The proper database position after the unsuccessful call was not affected.
3203792 (1118045)
- IMSTRACE is now produced when the enterprise server instance is configured as EBCDIC.
3202491 (1117917)
- User DB Exits are now supported for GSAM databases.
3200366 (1117812)
- IMS marks a JES container as dirty if an IMS application abends or is aborted. To disable this behavior, set the following environment variable: ES_IMS_JES_DIRTY_ABEND=N.
3193636 (1117252)
- An OPEN of a secondary index DB did not automatically retry if the file was held exclusively by another job, resulting in a 9/065 open error. This has been fixed.
3192082 (1117021)
- A problem that restricted the /START DB command when a PROCOPT=GO PSB was active has been corrected.
3160070 (1117397)
- An RTS114 error sometimes occurred when an IMS DB with no defined segments larger than 250 bytes was used, and the localdli feature was enabled. This was due to a buffer overrun, and has now been corrected.
3155265 (1114287)
- Update-intent locks were incorrectly issued in IRLM for PROCOPT=G PCBs. This created unnecessary lock constraint.
- The size of the output control buffers generated by MFS has been increased to be compliant with the maximum size of 32K.
3225323 (1119988)
- The buffer size to handle controls and literals for large MFS source files has been increased.
3222665 (1119742)
- IMS images now provide additional sign-on screens for UNIX/Linux images in the same way as these are present on Windows.
3197558 (1117485)
- The MFS generator now handles FILL=NULL correctly for EBCDIC and EGCS control blocks. MFS code of the form shown below now sets the null compression bit in MID and MOD headers correctly in MFS files compiled with CBEBDIC and CBEGCS options: MSG
TYPE=INPUT,SOR=(DV0670),NXT=MODV0670 LPAGE SOR = (DPAGE1) SEG MFLD
PFKFLD,LTH=22,FILL=NULL MFLD 'TRNV0670 ',LTH=9
2822469 (1099666)
- In a situation where the AIBTDLI API call for a database retrieval also requests an IO area length which is less than the actual length returned, you no longer receive an U100 abend. Instead, control is given back to the application and you can check the AIB return and reason codes.
3223544 (1119857)
- BMP applications can now use the SSM specification in the DFSRRC00 PARM= to select the preferred resource manager when multiple XA resource managers are defined.
3222338 (1119740)
- An incorrect destination was used when a BMP issued multiple messages from a modifiable alternate PCB. This issues was introduced with the fix for RPI 1117611.
3221948 (1119657)

- When an IMS86ENT system exit is installed, the initialization (INIT) function was issued before the application environment was established. This caused problems for Assembler debugging and with AMODE pointer formats in MVS control blocks. This has been corrected by delaying the INIT function until the application environment is established. As a result of this change, support for version 1 of the IMS86ENT interface has been dropped, and support for specifying the old PCB list format has been dropped for version 2. This is a concern only for IMS86ENT modules that are more than 20 years old as of this release.
3204941 (1118157)
- Swedish characters in MFSGEN, PSBGEN and DBDGEN error messages were displayed incorrectly. This has been fixed.
3204665 (1118780)
- The following IMS commands are now supported: /START TRAN ALL, /DISPLAY Q TRAN, and /DISPLAY STATUS TRAN.
3201229 (1117798)
- Inbound queue BMPs are now fully supported.
3198857 (1117611)
- SSTM JCL for IMS and CICS did not support the WIDTH() and NOHEX parameters. This has been fixed as follows: WIDTH=<n> - Sets the width of the line in the trace file to the value of <n>, where <n> is an integer from a minimum of 50 to a maximum of 110. NOHEX - Suppresses the display of hex values in the trace. Example: //BTSCONFG DD * PCB SSA IOAREA STATS TIMES LISTFILE WIDTH=80 NOHEX /*
3192316 (1117081)
- Please add this RPI number and supportline number to the readme entry for RPI with 1118157.
3188517 (1116731)
- Two new options of BTSCONFG, CONSOLE and JESLOG, enable you to direct the BTS trace output to the Enterprise Server console and to the job log, respectively.
- For IMS Connect requests for conversational transactions, the transaction code is no longer prepended to the message.
3220261 (1119536)
- A PURG call from a PL/I application without an IO area (parm count 2), could cause a memory fault.
3220120 (1119495)
- The default behavior of IMS Connect is to set LTERM (if not explicitly overridden) to the port-ID when commit-mode is one. It is now possible to override this behavior by setting the environment variable ES_IMS_CLIENTID_LTERM=Y to the server's configuration information. In this case LTERM would be set to the client-ID instead of the port-ID.
3216740 (1119263)
- ES IMS TM WFI (Wait For Input) MPPs (Message Processing Programs) now honor the configured processing limit specification. They now also receive a QC when commanded to stop or when Enterprise Server enters shutdown phase one processing. ES IMS TM HSF (Historical Statistics Facility) now correctly report the processing time, schedule latency, user ID and LU (Logical Unit) for transactions that are processed by an MPP after the initial transaction. ES IMS TM now allows an MPP's post QC logic to execute during phase one of Enterprise Server shutdown.
3215544 (1119080)
- A problem that caused the LTERM name of the initial connection to be changed upon user sign-on when the enterprise server region configuration specified the ES_IMS_LU_LTERM=Y environment variable has been fixed.
3210531 (1118642)
- Issuing a /DISP USER command for a stopped user no longer results in an RTS 114 error.
3210356 (1118662)

- For IMS Connect requests, the default LTERM name is now correctly set to the Client ID when the IRM commit-mode is zero. When the commit-mode is one, the default LTERM name continues to be set to the port number.
3206345 (1118494)
- Issuing an IMS command with missing parameters at a 3270 terminal no longer results in an RTS200 error.
3199381 (1117788)
- A problem that sometimes caused an RTS200 error has been fixed.
3188009 (1117134)
- The mfims utility was looping where parsing a stage 1 extract file, when the file had a parameter in the form of "keyword=", ". This has been fixed.
3224785 (1119939)
- In order to successfully use the Drag And Drop utility to load local IMS databases, you must set the environment variable ES_ACBLIB to the location of the generated ACBs. If this variable is not set, then the variable ES_IMSLIB will be checked for ACBs. Other locations defined by environment variables such as ES_IMSLIB2, ES_IMSLIB3, etc. will not be checked. Additionally, if an invalid directory (such as one that does not exist), the search terminates. Any directories assigned to the IMS variables must be valid.
3217859 (1119302)
- A problem that prevented the UNLOAD and LOAD functions of the IMS database utility (IMSDBU) from removing orphan segments in the database or unload file has been resolved.
3216293 (1119535)
- The IMS stage-1 extract utility no longer hangs when sublists span multiple lines.
3197178 (1118104)
- The following corrections have been made to the Stage-1 extract: - APPLCTN macros that start with RESIDENT or DOPT are now accepted - APPLCTN macro, PGMTYPE= parameters defined with unnecessary parentheses are now accepted. For example: PGMTYPE=(TP) PGMTYPE=(BATCH) - APPLCTN macro, PGMTYPE= parameter class code definition is now used when subsequent TRANSACT macros do not define a class code in the MSGTYPE parameter - The limit on TRANSACT macros per APPLCTN macro have been removed
3168373 (1115085)
- An arithmetic error sometimes occurred when using IMSDBU to operate on an empty IMS database. This has been fixed.
2812019 (1098275)

JCL Support

[Back to the list](#)

- When creating a new PDSM file with multiple possible extensions, the JCL engine may have selected the last extension in the list and not the first. This has been fixed.
3222743 (1119745)
- An issue with REPRO processing that prevented concatenated input to be written to the output when the first dataset was empty has been resolved.
3222490 (1119723)
- Certain performance improvements have been made for REPRO operations when using database-hosted data sets.
3221949 (1119824)
- The splregr utility no longer reports a duplicate record error when writing to the casspool file.

- 3220666 (1119547)
- An issue with opening the spool control files when they are database hosted has been resolved.
- 3220461 (1119528)
- A used symbol is no longer incorrectly identified as unused, when the same symbol name is used and the value is changed in subsequent steps.
- 3219129 (1119411)
- Existing records in a target file of a IDCAMS REPRO command are now removed correctly even when the source file has no records to be copied.
- 3219021 (1119401)
- An error that resulted in the incorrect JCL symbol being used in a job with a SET symbol name and an EXEC procedure with a parameter of the same symbol name has been corrected. The overriding EXEC PROC parameter is now used correctly.
- 3218403 (1119384)
- A compiler error in the sample spool API programs, SPOOLCOB.cbl and SPOOLPLI.pli, caused by an incorrect field name, has been corrected.
- 3215587 (1119090)
- An error in the Catalog Maintenance Utility (MFCATMNT), which prevented multiple data sets from being removed, has been corrected.
- 3215585 (1119135)
- The size of the delimitator for in-stream data (such as DLM=AAAA) has been increased to eight characters for JES2 JCL jobs. The size is limited to two characters for JES3 JCL jobs.
- 3214287 (1119085)
- An issue has been resolved that was stopping FTP 'put' processing for a PO file that followed an FTP 'put' process for a GDG generation.
- 3214157 (1118956)
- An error when using LISTDS with data set names that consist of more than 6 nodes has been corrected. (The maximum number of nodes in a data set name is 22.)
- 3210286 (1118599)
- The %PCDSN extension can be used to set the location of a GDG when you define it with IDCAMS.
- 3210206 (1118679)
- It is now possible to use static system symbols defined in SYS1.PARMLIB(IEASYM00) in JCL jobs.
- 3207122 (1119387)
- The file status on return from a catalog delete action was occasionally incorrect, giving a value of 23 - not found.
- 3206007 (1118318)
- The JCL engine has been updated so that JCL OUTPUT statements support the following: AFPSTATS, AFPPARMS, MAILBCC, MAILCC, MAILFROM, MAILTO, REPLYTO, USERPATH.
- 3205480 (1118229)
- The processing of symbol values within nested procedures now returns the correct value for the nested level.
- 3205074 (1118149)
- The spool CREATE-DATE and CREATE-TIME passed to the printer exit now contain the correct values.
- 3205024 (1118170)
- You can now adjust the value of MF_UCC11 used for a job by using the MFJUXIT user exit.
- 3203148 (1118043)
- You no longer receive an error message when running the Batch TSO command processor from a PL/I program.

3201691 (1117858)

- A problem that resulted in an INTRDR data set not being submitted to the Internal Reader following the submission of an empty data set has been corrected. The submission of an empty INTRDR data set will now cause a new physical file to be allocated to the DD for the next use. The empty data set will be left on disk.

3198143 (1117676)

- An issue in MFJPTPCH which caused sysout datasets to remain 'ACTIVE' after the step had completed has been fixed.

3196948 (1117448)

- A change to the dataset disposition processing introduced in ED 4.0 PU9 that stopped catalog entries being updated has been corrected.

3194787 (1117229)

- An issue that caused the ELSE and ENDIF lines of a job-stream to be missing from the job log has been resolved.

3193418 (1117114)

- A SYSPRINT message has been added, which indicates that a GDG file has been altered by IDCAMS.

3187283 (1116862)

- The user exit mfjfaxit.cbl can now be used to receive notification of JCL 'file open' events.

3181759 (1116185)

- The user id and password now support spaces as well as forward slash symbols (/) as separators.

3179919 (1116060)

- A memory error could occur in mvscatio when checking for a possible separate idx file.

(642712)

- MVSSPLHK incorrectly reported a JCLUT0110U error with seven digit regions and no INDEXO definition in the job step.

- The number of executable statements which exceed the 255 limit is now reported correctly.

3216719 (1119261)

- A failure when renaming the separate data set index file when performing an IDCAMS ALTER command has been corrected.

3213354 (1119063)

- The validation of the USER or UINF field in a VSE POWER LST statement has been corrected.

3198561 (1117575)

- It is now possible to assign 'SYSIN' as a Logical Unit id in the VSE configuration file. It must have a corresponding device id, and the device type must be 'READER'. 'SYSIN' can be used when assigning an in-stream input dataset.

3196337 (1117434)

- Parsing errors for JSEP option and DEST user id on PWR LST statements have been corrected and the parameters are now passed to the printer exit. The limitation on the BUFSP value has been increased in line with the mainframe value.

3195118 (1117292)

Licensing

[Back to the list](#)

- Windows Server 2016 machines might need to be restarted regularly because of a large number of open handles on the mfcesd (Micro Focus Compliance Enforcement daemon) process. The open handles are now freed correctly and will no longer accumulate.

3213000 (1118881)

- The product Help now includes instructions for how to manually enable an Automatic Restart of the SafeNet License Daemons on Linux using SystemD.
3210607 (1118628)
- During installation, the directory structure of /var/microfocuslicensing will now have the correct and secure permissions set.
3179691 (1116046)
- An application being deployed using the CESDYNAMIC option of a Runtime Launch Configuration file now succeeds in getting a licence when executed for a second time.
3160922 (1114454)

Micro Focus Common Client

[Back to the list](#)

- Memory-access errors no longer occur in MFCC (mclient.dll/ cobmclient.so/libmclient.so) when certain malformed messages are received from the server. MFCC now detects these conditions and logs an error message.
3213653 (1119419)
- cassub and other Enterprise Server utilities now support host names of up to 255 characters long.
3196153 (1119249)

Micro Focus Directory Server

[Back to the list](#)

- MFDS CA server root certificate and TLS client options are now available via the ESCWA UI.
3218442 (1119593)
- The Shared Memory Cushion entry field in the Enterprise Server Administration UI now accepts five digits.
3210200 (1118594)
- If external security is configured for the Micro Focus Directory Server (MFDS), then a user attempting to import region configuration using the "mfd -g" command now requires "Add" and "Delete" permissions for the "Repository Access" resource under the "Enterprise Server Administration" resource class.
3209555 (1118581)
- The mfd -g command line waits to time out rather than receiving an immediate fail as a result of an import error.
3209555 (1118572)
- In some circumstances, the Micro Focus Directory security settings were not being saved. This has been fixed.
3209389 (1118705)
- If the MFDS process is not TLS-enabled, setting the MF_ROOT_CERT environment variable could cause region startup to fail. This has now been fixed.
3205462 (1118274)
- The Micro Focus Directory Server KEEPALIVE and some other connections to a TLS-enabled Communications Process Control Channel listener were failing to connect. This was because they were using the IP address rather than the hostname which the certificate requires.
3204824 (1118193)
- If the MFDS -o option is used to override the options file location, option changes were not successfully saved. Use the same location when saving option changes, and this problem does not occur.
3171825 (1115391)

- ESDEMO64 is now in the standard MF Directory Server startup repository together with ESDEMO. If the MSSIVP repository is imported it contains MSSDEM64 together with MSSDEMO.

3168860 (1115116)

- On UNIX, if the MFDS "Default process user ID" value is set, from either the GUI or with the "mfds -f" command line option, before the MFDS process starts, it will change its effective uid to the specified value after it has started listening on its configured endpoint. This enables the MFDS process to run using a non-root uid while still using the default privileged port 86. If the uid specified is invalid, the MFDS process terminates.

3122797 (1119862)

- If the environment variable MFDS_DNS_RESOLVE=Y is set, then the Enterprise Server Administration web interface's HTTP response headers will not return the MF Directory Server IP address in HTTP cookie values.

2863212 (1104835)

- Previously, changes made to the listener configuration in the Enterprise Server Administration Web UI were not becoming active for a started region.
- The MF Directory Server process could abnormally terminate if the listener description text input via the Enterprise Server Administration Web GUI was greater than 64 characters in length.
- A number of XSS vulnerabilities in the Enterprise Server Administration have been resolved.
- Under some circumstances, it was possible to set MFDS restricted access with improper credentials checks.
- Any region auto-start credentials and XRM open string values are now stored in the MF secrets vault facility if the Micro Focus Directory Server is configured to use it.
- When the Micro Focus Directory Server is running in a container, the region status is set to started only when all expected listeners are started.
- The mfds -l schema export command-line option now supports the OpenLDAP OLC (on-line processing) LDIF file format (use option 4).
- When adding a listener using the Enterprise Server Administration Web UI, the initial listener state was incorrectly set to "Invalid".
- In the Enterprise Server Administration Web UI, the service namespace values of the deployed REST services were incorrectly displayed.
- MFDAS XML import can now import more than one comms process.
- The ESCWA API would reject adding a listener to a region if there was already a listener with the same requested fixed port value defined in the target MFDS.

MF Server Administrator (GUI)

[Back to the list](#)

- There is no longer an issue with using the mfds -g option to import an XML region definition with services that reference listeners.

3219549 (1119459)

Mainframe Access

[Back to the list](#)

- MFA Client now rounds any mainframe time difference to the nearest time zone block where a block consists of 30 minutes.

3223202 (1119813)

- MFDAS secchk is now handling negative time differences correctly.

3223202 (1120059)

- MFAWrapper findmem can now scan for up to 803 members.

3219388 (1119426)

- MFDAS Findmem now supports copybooks with embedded binaries.
3218396 (1119388)
- MFDAS no longer restricts /CATOVERRIDE to a subfolder of the catalog location.
3213304 (1118931)
- Missing CGMQ application servers on MFA Sever configuration migration are now handled correctly.
3199393 (1117660)
- Zero length files no longer result in a hang on MFDAS VSAM import.
3194976 (1117273)
- Dataset names are now folded to upper case on catalog import.
- When using the USS Explorer view to list files and directories of a path that contains a symbolic link to a non-existent file, truncation of returned data would occur.
- TAUTOXCC REXX has been updated to enable it to allocate and deallocate the required SYSDMDECK and any additional SYSUTnn datasets. It also marks the point where the COBOL 6.3 library (IGY.V6R3M0.SIGYCOMP on CSIMVS) is selected over the current 4.1 library (IGY.V4R2M0.SIGYCOMP).
3220259 (1119637)
- New parameters TSO_NOTIFY and TSO_MSGCLASS have been added so that TSO session tasks have NOTIFY and MSGCLASS specified on their job cards.
3218215 (1119435)
- The parameter TSO_JOBCHAR_PREFIX has been provided to specify that the job char should be prefixed to the job name.
3214413 (1118992)
- Messages MFM0014I/12I/13I are now emitted again if XML parameter files are being used. Previously, these were emitted by the old-style parsing routines.
3210348 (1118602)
- MFA creates dependent ASIDs using the reusable ASID attribute because they use cross-memory services. If this does not happen, ASIDs might become depleted which results in the following message: "IEA061E REPLACEMENT ASID SHORTAGE HAS BEEN DETECTED" However, due to deficiencies in DB2, if it is invoked from a reusable ASID, it abends with 0D3. A new MFA configuration parameter, REUSE_ASID="0", has been provided so that you can start MFA-dependent ASIDs as non-reusable. If message IEA061E is received, all MFA ASIDs will be shut down to mitigate the shortage.
3208212 (1118422)
- MFAAS tasks will now be shut down if inactive for a certain period in all circumstances.
3206480 (1118407)
- A new configuration parameter, COMPRESSION_TYPE, with values "0" or "1" has been added to MFA. When COMPRESSION_TYPE="1", the client can negotiate to turn off data compression, which could dramatically improve performance when transferring binary files.
3205825 (1118218)
- An attempt to catalog a data set with an invalid recfm/blksize/lrecl combination results in an error message being displayed.
3205761 (1118228)
- The CEE libraries have been removed from MFAAS STEPLIB. This is because they are not needed and could cause issues if they are not in the APF list.
3205421 (1118189)
- The version of HLQ.MFA.EXEC(TAUZCAPP) shipped with the product contained an incorrect default location for the SYSDSN variable.
3202754 (1118103)

- The version of HLQ.MFA.CNTL(MFATSO) shipped with the product contained incorrect default values.
3202754 (1118088)
- MFA will no longer cause data sets on tapes to get an allocation failure 0218/0000 when the tape needs to be mounted.
3197647 (1117758)
- You can now use MFDAS to download keyword Endeavor members.
3185781 (1116540)
- A new parameter CONSOLE_NAME has been provided so the actual console used to execute JES commands on behalf of a user may be specified. By default, the master console is used.
3185156 (1117142)
- MFDAS Rename of datasets now returns the correct return code.
- VSAM PRO files no longer receive incorrect minimum LRECL values from MFA downloads.
3209412 (1118578)
- Catalog processing has been updated to deal with unexpected output from IGGCSI00. You must be using at least MFA V7.0 to take advantage of this update.
3190132 (1116977)

Micro Focus Batch Scheduler Integration

[Back to the list](#)

- Support has been added for secured Redis when using MFBSI in a PAC.
3225748 (1120060)
- Control-M variables starting with a # character were not handled correctly.
3222729 (1119761)
- Under some circumstances, mfbisjcl would not stop executing and would not return RC208 to the scheduler.
3219288 (1119462)
- On 64-bit AIX machines, internal MFBSI time stamps were incorrect.
3205581 (1119053)
- The sample in the topic "JCL Parameter Substitution" has been clarified to show the need for an extra period in the MFBSI basic substitution.
3203025 (1117969)
- Support has been added for the Control-M function %%%\$WCALC which requires one or more Control-M Calendar definitions. See your product Help for details about how to create Control-M Calendars.
3191119 (1116965)

PL/I Support

[Back to the list](#)

- Register allocation algorithm has been improved to fix some cases where SELECT_REG was unable to select a register.
3219161 (1119418)
- Using -prefix options will no longer cause parameter corruption on calls to array entry variables.
3207573 (1118576)
- MFPLI now embeds compiler version information string in the .data section of each object file or library. It starts with a special character i.e. @(#) so that it could be searched easily.

- 3220567 (1119545)
- The Open PL/I diagnostic message MFPLI01227W pertaining to passing arguments BYVALUE has been relocated from the call point to the declaration of the entry, and modified appropriately.
- 3220424 (1119648)
- A problem with the LEFT, RIGHT, CENTERLEFT, and CENTERRIGHT built-ins accepting a fixed binary data item as the first argument has been fixed.
- 3216779 (1119208)
- An optimization has been put into the symbol handling routines to increase the speed of the compiler.
- 3215758 (1119110)
- A problem with an EXEC SQL statement split across %INCLUDE files has been corrected.
- 3214324 (1118985)
- The NOINIT attribute will not be inherited anymore if a variable is declared LIKE another structure variable.
- 3207149 (1118360)
- A compiler problem related to using the options -zalign -nolaxbased has been resolved.
- 3206200 (1118259)
- You now receive a warning message when executing a PL/I program that has a SELECT statement which does not contain any WHEN or OTHERWISE clauses.
- 3196179 (1117356)
- Executing PL/I code no longer generates an error condition if a SELECT statement is empty.
- 3196179 (1117357)
- Setting up an ON unit which utilizes an uninitialized FILE VARIABLE could result in a trap at execution time when the ON unit was established.
- 3196179 (1117364)
- The Open PL/I compiler now diagnoses an unqualified name resolved to a structure member rather than a matching non-member declaration of the same name in a parent block with an Informational (I-level) diagnostic (MFPLI01305I).
- 3190928 (1116926)
- A compiler issue with the -rc 4,0 option has been fixed.
- 3184621 (1116421)
- The -bifprec {15|31} option that sets the precision of a built-in function's result to 15 or 31 is now supported.
- 3182406 (1116280)
- A problem with diagnostic message file and line numbering when a declare statement is split across %include files has been fixed.
- 3179779 (1116068)
- XREF tables in the compiler listings now include extra details such as entry parameter descriptors, options and return type.
- 3179057 (1116109)
- The problem related to default range statement in a particular scenario involving based storage class has been fixed.
- 3178279 (1115951)
- The behavior of default range has been modified to support the following syntax: DEFAULT RANGE(IDENTIFIER:IDENTIFIER)
- 3178219 (1115941)
- A problem related to array cross-sections when specified in STRING BIF or pseudo-variable, has been fixed.

- 3178027 (1115916)
 - The behavior of assignment to limited entry has been fixed.
- 3176698 (1115817)
 - A problem when using LIKE attribute on a structure with any member having repetitive initializers via (*) has been fixed.
- 3174555 (1115628)
 - Using string pseudo-variable sometimes incorrectly ends up in severe error MFPLI00164S (Invalid conversion required by an assignment or RETURN statement). This has now been fixed.
- 3163727 (1114733)
 - The TRIM built-in is now supported when applied to structures.
- 3163164 (1114710)
 - The LEFT built-in is now supported on arrays. In addition, the RIGHT, CENTERLEFTT, and CENTERRIGHT built-ins are also supported on arrays. Restriction: Arrays of structure or structures containing arrays are not yet supported.
- 3163163 (1114709)
 - All information is covered in RPI 1113159 (combined).
- 3140468 (1113161)
 - Open PL/I now supports the FIXEDBIN and FIXEDDEC built-ins. In addition, the FLOATBIN and FLOATDEC built-ins are also supported. Restriction - array arguments are not yet supported.
- 3140466 (1113159)
 - The VALID built-in function now supports fixed decimal arguments.
- 3139150 (1112862)
 - The COPY option in GET statements is now supported.
- 3139143 (1112841)
 - The Open PL/I compiler now supports the GENERIC attribute.
- 3139122 (1112605)
 - The Open PL/I Compiler and run-time now provide support for the built-in functions FILEREAD, FILEWRITE, FILETELL and FILESEEK when used with files of RECFM=U or ENV(U).
- 3137457 (1112594)
 - A problem causing the SQL preprocessor to abort has been fixed.
- 3118614 (1110627)
 - The ENV attributes RECSIZE, KEYLOC and KEYLEN can now have argument of type static fixed bin(31).
- 2857789 (1104097)
 - A problem related to the use of -debug option and extremely large decimal values in %REPLACE statements has been fixed.
 - During evaluation, the depth of a structure's child was miscalculated when the pointer it was being dereferenced from was also part of a structure (i.e. a.b -> c.d, the depth of d was miscalculated). This has now been fixed.
- 3215015 (1119032)
 - Variables with a # and/or @ in the name can now be evaluated in the CodeWatch debugger for PL/I.
- 3214780 (1119013)
 - The way parameters were passed through cw_java to the program to be debugged was compressing spaces in string arguments that were enclosed in quotes. That has now been fixed.
- 3209251 (1118587)

- Enhancements have been made to the debugger to support figuring out the next debuggable statement which will be executed when the user steps off the end of a PL/I On Unit. This allows the debugger to set a temporary breakpoint so the user can continue stepping through the user program upon return rather than execution "running" to the next user breakpoint. Stepping through a PL/I GOTO statement from an On Unit is supported as well.

2674783 (1095097)

- Support for the old ioctl-based version of the /proc interface is no longer available by Oracle, so it had to be replaced with the new structured /proc interface.
- If your project was missing some DC files, the debugger would still call the DC API when searching for an include file id.

(638064)

- Frames were being handled through COBOL, and failing because of a change on the COBOL side. This has been fixed by now handling frames through PL/I.
- A problem where character varying variables could not be edited in the expressions view when debugging has now been fixed.
- Related expression objects were being handled through COBOL, and failing because of a change on the COBOL side. This has been fixed by now handling related expressions through PL/I.
- A problem where the user was stopped outside of user code after hitting suspend has been fixed.
- When trying to debug a program that references or exports main, the debugger no longer hangs. Instead it shuts down and the actual issue of not being able to debug it still persists.
- The issue where CodeWatch couldn't attach to a running process on Solaris has been fixed.
- The problem where bit variable values could not be changed when debugging has been fixed.
- The XMLDEMO example as shipped failed on the call to the PLISAXA API because the events structure passed to it was not using the required data type of ENTRY LIMITED. The examples have been updated to match the XML support.

3191102 (1116960)

- Text strings that spanned more than two lines with margins in effect, after the first line they were not treated as literals and were split incorrectly. Now, text strings that reach the right margin, are split (right margin), with the next line starting at the left margin.

3220169 (1119510)

- Previously, if your macro attempted to build a literal string larger than 16392 bytes, it would cause an error condition. The macro preprocessor now supports literal strings up to 32767 bytes.

3213596 (1118910)

- Previously, if a macro DO statement contained an expression which used a parameter that had the same name as an element of the DO statement, it would fail with improperly formatted statement message. This no longer occurs.

3213286 (1118886)

- Previously, when invoking a macro using ANS() that spanned several lines of source code, the error messages generated for the following lines were not correct.

3198979 (1117618)

- When margins were in effect, comments were split on margins, resulting in debugging generated information (-tagdbg) also being split. They are now treated as regular statements.
- Previously, any character greater than 0x7f passed to the PLISAXA parser was not being handled correctly. It now correctly handles all characters from 0x00-0xff.

3218472 (1119393)

- Previously, if driving XML through PLISAXA that exceeded 32768 bytes in length on some Linux/UNIX platforms, it caused not all of the events to be driven. This no longer occurs.

3217941 (1119310)

- When executing a PL/I DISPLAY() REPLY(); statement, a failure to fetch MFPLIACPT64 was occurring. This no longer happens.
3217138 (1119240)
- The performance of the automatic conversion of FIXED DEC values to FIXED BIN values has been optimized to remove the excess calls to sigprocmask.
3216747 (1119209)
- mfpli performance has been improved to reduce compile time for many programs.
3215758 (1119429)
- Previously, if the CBL_ERROR_PROC API was not already present in the DB2 process which was executing stored procedures, then a PL/I program would fail at initialization with an ERROR while attempting to FETCH the entry point. This no longer happens. This was a side effect of the change for RPI 1115804.
3212453 (1118937)
- A SIGSEGV exception would occur on the OPEN statement of a PL/I file in the second or subsequent execution of a PL/I jobstep that utilizes DSNRLI.
3194910 (1117529)
- An issue that occurred when an UNDEFINEDFILE condition was raised against a DD that attempted to read a non-existent PDS Member no longer results in a memory corruption.
3194856 (1117372)
- Previously, if you tried to invoke PLISAXB from a JCL-based program utilizing instream data, and the temporary instream dataset was in a long and spacey directory, the call to PLISAXB would fail. This no longer occurs.
3191102 (1118048)
- Heap information is now available in PLIDUMP output.
3150586 (1113742)
- An issue with dynamically turning on CTF traces when a program runs under the control of a JCL-enabled enterprise server has been resolved.
- The incorrectly produced error message "Severe MPLIE00099S : Internal system error "SYM08-RC-0000000008 from dsym.". Contact Micro Focus Support." will no longer be produced. This internal system error has been fixed.
3208678 (1118470)
- The size of a statement the SQL preprocessor (execpp) can handle is now twice as big as before.
3201949 (1117888)
- Comments immediately adjacent to other language elements (including those reported in the RPI) are now handled correctly.
3201845 (1117873)
- A problem causing the SQL preprocessor to abort has been fixed.
3188874 (1116775)
- A problem processing multiple EXEC statements occurring at the outermost level of a source program has been fixed.
3169777 (1115316)

REXX Support

[Back to the list](#)

- Closing braces near the end of a line in SYSTSPRT no longer cause a hang.
3216030 (1119170)

Run-Time System

[Back to the list](#)

- The NUMVAL intrinsic function no longer produces an error at run time when used with national data in a program compiled with a mainframe COBOL dialect.
3191506 (1117099)
- The CBL_GET_EXIT_INFO library routine has been further enhanced to detect the circumstances in which an exit procedure has been invoked. It can now better distinguish between normal and abnormal terminations.
- In .NET and JVM COBOL code, under numproc(acos), some instances of illegal data in a USAGE DISPLAY field did not produce an RT163 error when should have.
3215249 (1119051)
- .NET and JVM COBOL only. An issue has been resolved in arithmetic statements where the target item is a binary item 9 bytes or larger (19 decimal digits or larger) and the result has magnitude which is greater than or equal to 2**64.
- In .NET COBOL, the default printer routine now successfully searches for and selects a default printer without causing a system exception "Argument out of range".
3224679 (1119932)
- A statement of the form "compute item rounded = expression" where expression includes at least 1 comp-1 or comp-2 item sometimes gave the wrong result because it did not perform the rounding. This has been fixed.
3224247 (1119910)

Setup

[Back to the list](#)

- When installing on UNIX, the MFDS and SSL configuration files are stored under /opt/microfocus/config and symbolically linked back to the installation location. When Patch Updates are installed to the same location, the configuration is now preserved.
3212913 (1118927)

SQL: COBSQL

[Back to the list](#)

- COBSQL now supports EBCDIC conversion for FETCH statements with more than ten host variables.
3225338 (1120132)
- Informix now handles cases in which comments were included inside EXEC SQL statements or variable declarations were broken into two lines inside EXEC SQL statements.
3220792 (1119585)
- OpenESQL now correctly handles calling Stored Procedures with output host variables which use the dynamic SQL method.
3212664 (1118834)
- A problem that prevented COBSQL from reporting errors to the checker when the precompiler file was missing has been fixed.
2867407 (1105864)

SQL: HCO for DB2 LUW

[Back to the list](#)

- An issue with ODBC and DB2 ECM generated code not having uniquely named sections has been resolved.
3224210 (1119896)
- XML data is now correctly sent to the DB2 server.
3220909 (1119685)
- DB2 ECM now handles the CLOB value in EBCDIC correctly when DIALECT(ENTCOBOL) is specified.
3217813 (1119335)
- There is no longer a problem compiling programs with host variable arrays if they are used with the SELECT INTO statement. A problem with the output host variable array processing where array HVs or a mix of array and individual HVs were being processed incorrectly has been fixed.
3216314 (1119188)
- The MFHCO tool now takes login credentials from the command line for remote database access without asking for user inputs through a pop-up window.
3212431 (1118968)
- A ddl command which contains a number of characters greater than 32K could cause a hang condition in the HCO for DB2 LUW ddl generation tooling.
3205207 (1118168)
- The DB2 ECM was incorrectly handling floating point conversion when runtime option MAINFRAME_FLOATING_POINT was enabled. This has been fixed.
3198121 (1117644)
- DB2 ECM now supports multi-row FETCH/INSERT/UPDATE, which includes but is not limited to the usage of the FOR nn ROWS clause.
3155753 (1114251)

SQL: HCO for SQL Server

[Back to the list](#)

- An issue where HCOSS would not translate the format for DB2 z/OS TIMESTAMP (or TIME) default values to SQL Server format has been resolved.
3192321 (1117110)
- A problem loading date values of mixed formats of ISO and EUR using SQLUTB when the Input Date format was configured to EUR has been fixed. In addition, a problem with the EUR date format incorrectly processing multiple formats of Date values mixed in the same dataset has been fixed.
3217501 (1119290)
- HCOSS now handles the CHAR() function correctly.
3207701 (1118380)

SQL: Mainframe Batch Database Tools

[Back to the list](#)

- When starting the MBDT/ESQL Configuration UI, the registry key entries are now processed correctly.
3227324 (1120217)
- There is no longer an issue with unloading NULL values from DECIMAL fields using SQLUTB if the enterprise server region is running in ASCII mode. An issue with the data overflow which occurred during decimal data conversion where NULL values were being processed incorrectly has been resolved in SQLUTB.
3223817 (1119860)

- There is no longer an issue with submitting and executing jobs after canceling a SQLUTB job. An issue with a duplicate connection name which resulted from a SQLUTB job cancellation where the ODBC connection was being handled incorrectly has been resolved.
3219445 (1119442)
- There is no longer an issue with counting the number of records loaded into the table if the data set contains duplicated records. An issue with the loaded record counting where multiple counters were being processed incorrectly has been resolved.
3218617 (1119413)
- There is no longer a problem making XA connection if only the XA ID is given in the SQLUTB utility parameters. A problem with the SQLUTB utility parameters parsing where the XA ID in the absence of utility id was being processed incorrectly has been fixed.
3214354 (1118975)
- There is no longer an issue with emulating the Fujitsu mainframe feature of checking LRECL of SYSREC against the row size if "Check LRECL" is enabled in the MBDT Configuration Tool. An issue with the SQLUTB LOAD processing where LRECL of SYSREC being greater than the row size was processed incorrectly has been resolved.
3210919 (1118703)
- SQLUTB now supports multi-tables load.
3207120 (1118344)
- An issue with the SQLUTB loading where duplicated keys or indexes were being processed incorrectly has been fixed.
3205697 (1118320)
- There is no longer an issue with loading data into a DB2 table if the table has more than 400 columns. The limit has been extended to 1000 columns. Previously, you would receive an error (SQLCODE: -99999, SQLSTATE: S1009) if the table had more than 400 columns.
3205384 (1118203)
- Loading data into a table with Implicitly Hidden columns now works as expected in DB2 LUW. An issue with the SQLUTB loading and unloading from and into DB2 LUW where Implicitly Hidden columns were being processed incorrectly has been fixed.
3205262 (1118244)
- Loading data using SQLUTB no longer results in an error SQLCODE=-803 when the REPLACE option is specified. An issue with the SQLUTB LOAD processing where the REPLACE option was being processed incorrectly has been fixed.
3194416 (1117254)
- There is no longer an issue with loading data using SQLUTB with REPLACE option in a middle job step when the JCL is submitted using a third party software Control-M. An issue of SQLCODE 2627 with the JCL loading multiple tables via Control-M being processed incorrectly has been resolved.
3194381 (1117469)
- There is no longer an issue with using SQL Server synonyms without a schema qualifier in SQLUTB LOAD. An issue with the SQL Server object name delimiter "[]" processed incorrectly has also been resolved.
3194381 (1117202)

SQL: OpenESQL

[Back to the list](#)

- An issue with Visual Studio 2019 caused Micro Focus SQL Tools windows to appear blank. This only occurred in Visual Studio 2019 version 16.1 or later, with .NET Framework 4.8 installed, and with the "Optimize rendering for screens with different pixel densities (requires restart)" option enabled.

3211113 (1118674)

- The OpenESQL run-time system now handles WITH-HOLD cursor correctly when using FETCH FIRST orientation.

3225154 (1120007)

- You no longer receive an error in the OpenESQL Assistant when trying to run a query that used the same column referenced by an alias in two or more tables.

3223933 (1119902)

- The SQL Server datetime values are no longer returned with trailing zeros to a host variable of PIC X(26). An issue with the OpenESQL processing of datetime of SQL Server where padding characters were being processed incorrectly has been resolved.

3220692 (1119579)

- When calling stored procedures with null indicator host variables, the OpenESQL Run-Time System now executes correctly without returning an SQLCODE -10000 error.

3219732 (1119869)

- When multiple dynamic XA switches that use OpenESQL technology (such as MSSQL, PostgreSQL, and ODBC switches) are specified in an Enterprise Server instance, they are now started without an error in xa-prepare.

3218857 (1119445)

- The sqlerrd(3) in SQLCA now returns the correct number of rows affected by command INSERT and DELETE.

3217469 (1119456)

- OpenESQL runtime now handles the @@NESTLEVEL function correctly.

3211849 (1118757)

- An issue with how the SQL managed runtime handles char, varchar, nchar, and nvarchar types in SQL Server CLR stored procedures where a host variable size is greater than 8,000 has been resolved.

3211090 (1118718)

- The OpenESQL parser now handles SQL statements inside parenthesis correctly.

3210644 (1118643)

- The OpenESQL run-time now handles Informix ODBC errors correctly.

3208869 (1118722)

- The OESQL managed runtime now handles FINAL TABLE statements correctly.

3208718 (1118469)

- An issue with having to perform an ALLOCATE after every OPEN CURSOR to avoid an error has been resolved.

3206739 (1118395)

- Nested programs with the same PROGRAM-ID now insert records correctly.

3204730 (1118134)

- Native COBOL programs with multiple program id sections no longer failed to compile in 32-bit compilation. Previously, this failed with redefine symbol error messages.

3204730 (1118842)

- Closing a Windows Forms application compiled with DBMAN=ADO no longer fails with a NullReferenceException.

3202426 (1117914)

- An issue during COBOL compilation where incorrect error messages (such as "Access plan load error" or "DBRM not found in plan") could appear no longer occurs. This could happen in release 4.0 or later.

3202086 (1118511)

- OpenESQL now handles long column names without causing a truncated data warning.
3200934 (1117832)
- There is no longer an issue with expanding host variable groups regardless if whether the GEN-HV-FROM-GROUP directive is applied. An issue problem with the host variable group processing where non-sibling host variables were being processed incorrectly has been resolved.
3200753 (1117808)
- OpenESQL now handles and recognizes SQL Server's square brackets correctly.
3199039 (1117614)
- The OESQL JDBC run time now retrieves data correctly via the READ ONLY cursor.
3193117 (1117107)
- The DB2 SQL scripts for the following samples now include database creation - "OO WPF Book", "OO WPF Book EXEC ADO", and "WPF Book". Check the samples' readmes for instructions.

SQL Option for DB2

[Back to the list](#)

- When the XDB directive option IGNORE-NESTED is used without a parameter, XDB ECM now generates code in the outermost program only.
3218881 (1119399)
- XDB ECM now handles multi-level group host variables correctly.
3215815 (1119114)
- XDB ECM now handles user-defined SQLCODE data items correctly.
3215357 (1119066)
- XDB ECM now handles group host variables in the IN predicate correctly.
3213813 (1118991)
- A new property has been added to the XDB JDBC driver that enables byte array data to be treated as if it were encoded in the EBCDIC code page of the connection.
3203249 (1119097)
- XDB XA Switch logic now supports z/OS DB2 thread timeouts at XA_START time and reconnects stale connections but only at XA_START.
3221852 (1119701)
- A problem with XDB XA that caused a z/OS DB2 SAVEPOINT error when a program rolled back to the SAVEPOINT has been fixed.
3216066 (1119149)
- A thread abend in the XDB Link on Diagnostic Information DRDA flow has been resolved.
3199003 (1117688)
- A problem retrieving the value of the CURRENT PACKAGESET special register from the XDB Link DRDA/AR client to z/OS DB2 has been resolved.
3186735 (1116600)
- A problem that caused z/OS DB2 to return an error when using packages bound with DYNAMICRULES=BIND in addition to specifying COMMA as the Decimal Delimiter in the Options dialog has been fixed.
3204116 (1118276)
- The warning pop-up dialog box for an invalid connection no longer appears when connecting with the XDB ODBC Driver.
3208889 (1118496)

- A problem when using the XDB V11 emulation engine that caused the SQLWizard to improperly build UPDATE statements that update result sets has been fixed.
3209886 (1118568)
- A problem with the XDB CREATE USER SQL statement's SECONDARY ID clause has been resolved.
3206448 (1118263)
- Previously, the V11 radio button was not visible in the About tab of the XDB Server Configuration Utility even when the V11 engine DLL was available.
3198729 (1117593)
- A problem with recalculating field values during the projection of the result for SUBSTR/SUBSTRING scalars with parameters 2 and/or 3 that contained field values has been resolved.
3196219 (1117383)
- A problem caused by a case expression built in reverse order has been resolved.
3195822 (1117449)
- The XDB Link DRDA/AR has been enhanced to process z/OS DB2 diagnostic information in all modes.
3187411 (1116687)
- When a location was successfully closed, a problem that prevented it from being marked as closed caused an error to be generated when subsequently setting a location off-line. This has been fixed.
3184848 (1116525)
- An issue with labeled duration arithmetic or row change timestamps using timestamps with precision greater than six has been resolved.
3181837 (1116189)
- An issue causing an empty result set where index queues used to optimize correlated subqueries were reset when the correlated subquery contained an IN predicate with a list of values has been resolved.
3199958 (1117713)
- The XUTLB grammar that processes LOAD statements now supports a NUMRECS clause between the INTO TABLE clause and the column definition list.

XML Support

[Back to the list](#)

- XML PARSE now handles ISO-8859-15 encoded strings correctly in 64-bit mode.
3220045 (1119568)
- The XML run time now handles namespace prefixes correctly in the output XML document.
3219503 (1119447)
- XML PARSE now returns XML EVENT correctly without repeating the same event.
3219154 (1119556)
- The XML run-time system now detects and outputs the special xsi namespace correctly.
3201811 (1117879)
- The PREXML preprocessor now handles the COBOL source correctly, and prevents an unhandled exception appearing in the IDE.
3200436 (1117735)
- If an environment variable is used in the ASSIGN TO clause, the XML runtime now returns the end-of-file status correctly.
3220566 (1119552)
- The managed XML syntax support runtime now cleans up all the unwanted empty XML tags.
3209096 (1118515)

- XML PARSE now parses the subsequent parts of an XML document correctly.
3201432 (1117819)

Other Issues Resolved in This Release

The numbers listed are the Support Incident Numbers followed by the Reported Problem Incident (RPI) number (in parentheses).

- 3220454 (1119529)
- 3205144 (1118152)
- 3216998 (1119233)
- 3168018 (1115086)
- 2868839 (1105831)
- 3222038 (1119767)
- 3184732 (1116467)
- 3224515 (1119919)
- 3136118 (1112519)
- 2885283 (1108043)
- 3211043 (1118683)
- 3119471 (1110898)
- 3201628 (1117842)
- 2820860 (1099521)
- 3222960 (1119817)
- 3220991 (1119565)
- 3208034 (1118409)
- 3221354 (1119662)
- 3208854 (1118475)
- 3224700 (1119954)
- 3214528 (1119048)
- 3165853 (1114869)
- 3208489 (1118495)
- 3196128 (1117344)
- 3133097 (1112263)
- 3167774 (1115016)
- 3222951 (1119971)
- 3221465 (1119695)
- 3208613 (1118449)
- 3208093 (1118467)
- 3207104 (1118323)
- 3204665 (1118597)

Unsupported Functionality

This section includes information about features or functionality that are no longer supported.

- The SafeNet Sentinel licensing system has been deprecated and will be not available in this product starting with the next major release after release 9.0. The SafeNet Sentinel licenses will not be supported after release 9.0 and you need to use AutoPass licenses if you use these releases.

You can replace your SafeNet Sentinel licenses with AutoPass licenses starting with release 8.0. Contact Micro Focus SupportLine for further information.

- The HOSTSIGNS Compiler directive is no longer supported. Micro Focus recommends that you use the following Compiler directives instead: SIGN-FIXUP, HOST-NUMMOVE, and HOST-NUMCOMPARE. This is a change since version 3.0 of this product.

Installation

Before Installing

Downloading the Product

1. Use the download links in your Electronic Product Delivery email.

For more information follow the links for the installation instructions and the End User License Agreement.

2. Alternatively, you can download the product from the *Product Updates* section of the [Micro Focus SupportLine](#) Web site.


On Windows

System Requirements

Hardware Requirements

The disk space requirements are approximately:

Enterprise Server
1 GB

 **Note:** This includes the space needed to cache information locally so that you can modify the installation without the original source media.

Operating Systems Supported


For a list of the supported operating systems, check the *Product Availability* section on the Micro Focus SupportLine Web site: <http://supportline.microfocus.com/prodavail.aspx>.

- Support for development and deployment on Windows 7 has been discontinued.
- Support for development on Windows 8 and Windows Server 2012 has been discontinued. These platforms are still supported for deployment. Windows 8.1 and Windows Server 2012 R2 are supported.

 **Note:**

- This product can be installed on earlier versions of Windows but it has not been tested on them.

Software Requirements

 **Note:**

- The setup file will check your machine for whether the prerequisite software is installed and will install any missing prerequisites and the product components.
- This product includes OpenSSL version 1.1.1c.

Before installing this product, you must have the following software installed on your computer:

- The Microsoft .NET Framework - the setup file installs the .NET Framework 4.5.2 . You might need to install the following version of the .NET framework manually, if it is targeted by your applications:

- Microsoft .NET Framework 2 - if your applications use the ILCLR(2) Compiler Directive or if they target the .NET Framework versions 2, 3 or 3.5. You might need to download these installers depending on the .NET Framework you are targeting.

To download the Microsoft .NET Framework 2 [click here](#).

Microsoft .NET Framework 2 or later is also required for the Micro Focus License Manager if you install this on a separate machine as a license server.

- Microsoft's Web Platform Installer 2.0 if your application targets ASP.NET 4. This installs and sets up ASP.NET. To download the installer [click here](#).
- A Web browser is required for Enterprise Server Administration in Enterprise Server.
To use your Web browser offline, you need the dial-up networking feature of Windows installed. Otherwise you might have TCP/IP errors such as being unable find "localhost" or the numeric equivalent (127.0.0.1).
- To use Enterprise Server Administration, scripting or JavaScript support must be enabled in your browser. This is on by default in Internet Explorer in most Windows operating systems. Also, active content must be allowed and not blocked. To enable both these in Internet Explorer:
 1. Click **Tools > Internet Options**.
 2. On the **Security** tab, click **Custom Level**. In the **Scripting** section, under **Active Scripting**, click **Enable**.
 3. On the **Advanced** tab, scroll down the list to the **Security** section, and ensure the item **Allow active content to run in files on My Computer** is checked.
- Enterprise Server Help requires the Java Runtime Environment on some Windows systems to enable the Search facility to work.



Important: For local servers, you do not need to install the Micro Focus License Administration tool separately, as the setup file installs a new Enterprise Developer client and a new licensing server on the same machine.

If you have a network server, you must update the license server before installing the product as the client is not able to communicate with license servers of versions older than 10000.2.660. On Windows, you can check the version of your license server by clicking **Help > About** in the Micro Focus License Administration tool. To check the version of the license server on UNIX, run `/var/microfocuslicensing/bin/mfcesver` or `/var/microfocuslicensing/bin/cesadmintool.sh`.

If Micro Focus License Manager version 10000.2.02070 or older is installed, it must be uninstalled before the product installation or upgrade can continue.

You can download the new version of the license server software from the [Micro Focus SupportLine](#).

Additional Software Requirements

To ensure full functionality for some Enterprise Server features, you might be required to obtain and install additional third-party software in addition to the prerequisite software installed automatically by the Enterprise Server setup file.

[Click here](#) to see this information on the Product Documentation pages on Micro Focus SupportLine.

Installation Restrictions and Requirements

Before starting the installation, you should consider the following:

- You need to be logged in with a user-ID that has write access to the registry structure under HKEY_LOCAL_MACHINE, HKEY_CLASSES_ROOT, and HKEY_CURRENT_USER so the installation software can set the environment appropriately. You also need to be logged on with Administrator privileges.

- Before installing this product, make sure that any existing Micro Focus Directory Server (MFDS) or CCITCP2 Windows service (on Windows) or a process (on UNIX) from an existing product is stopped and uninstalled. On Windows, do this as follows:

1. Stop the MFDS and CCITCP2, using either the Windows Service Management Console GUI (`services.msc`) or from a command line prompt by typing:

```
net stop mf_ccitcp2
```

Only one instance of the MFDS or CCITCP2 service can run on a Windows machine.

2. Uninstall the MFDS or CCITCP2 service.

For MFDS, from a command line prompt enter: `mfds -u`

For CCITCP2: `ccitcp2 -u`

To run an earlier version of MFDS as a service after you have installed a later version:

1. Stop and uninstall the MFDS service, as described above.
2. Reinstall the earlier version, as follows:
 - a. Open an Enterprise Server command prompt.
 - b. Install the service. Enter the following command: `mfds -i`
 - c. Start the service. Enter the following command: `net start mf_ccitcp2`



Note: The two versions use different paths for environment and registry values, so the list of configured enterprise servers might be different depending on which version has been started, since, by default, different MFDS data repositories are used.

MFDS 5.1 and later are able to import or use Enterprise Server configuration data generated by earlier versions of MFDS, but 5.0 or earlier versions of MFDS might not be able to read data generated by later versions.

It is possible to run MFDS from a command prompt ("mfds") rather than as a service, but by default the "mfcobol" port is used (86) and this can only be used by one process at a time

Product Co-Existence



Note: The following applies to Windows only.

- Enterprise Developer and Enterprise Server (or Enterprise Test Server) cannot coexist on the same machine.
- Enterprise Server and Enterprise Test Server cannot coexist on the same machine.

On UNIX

System Requirements

Hardware Requirements

The disk space requirements are approximately:

Platform	Installer type	Setup file size	Disk space required for the installation	Disk space required for running the product	Sentinel RMS license server
POWER running AIX	Micro Focus	505 MB	2.02 GB	1.01 GB	41 MB

Platform	Installer type	Setup file size	Disk space required for the installation	Disk space required for running the product	Sentinel RMS license server
HP IA	Micro Focus	912 MB	3.65 GB	1.83 GB	79 MB
System Z running Red Hat Linux	Micro Focus	396 MB	1.59 MB	792 MB	39 MB
x86-64 running Red Hat Linux	Micro Focus	606 MB	2.42 GB	1.22 GB	50 MB
SPARC running Solaris	Micro Focus	501 MB	2.05 GB	1.01 GB	42 MB
x86-64 running Solaris	Micro Focus	423 MB	1.70 GB	846 MB	33 MB
System Z running SUSE SLES	Micro Focus	269 MB	1.08 GB	538 MB	39 MB
x64 running SUSE SLES	Micro Focus	400 MB	1.60 GB	800 MB	50 MB
x64 running Ubuntu	Micro Focus	405 MB	1.63 GB	810 MB	50 MB
x86-64 running CentOS	Micro Focus	606 MB	2.43 GB	1.22 GB	50 MB

Operating Systems Supported

For a list of the supported operating systems, check the *Product Availability* section on the Micro Focus SupportLine Web site: <http://supportline.microfocus.com/prodavail.aspx>.

Software Requirements



Note: This product includes OpenSSL version 1.1.1c.

Before installing this product, you must have the following software installed on your computer:

- The "awk", "ed", "ps", "sed", "tar", "sed" and "which" "tar" utilities must be installed and added to the PATH.
- The pax archiving utility is required by the setup file. Pax is distributed with most UNIX/Linux systems but, if it is missing, you must install it separately. To verify pax is installed, run `pax --help` or `pax --version` at the command line.

On Red Hat 8.1, pax is no longer installed by default. You must install the spax version found in the OS ISO. Use the `yum install spax` command.

- On Red Hat, if SELinux is installed, the "SELINUX" configuration must be disabled. To do this, set `SELINUX=disabled` in `/etc/selinux/config`.

This enables the Micro Focus License daemons to start when the machine is booted and the Micro Focus tools and programs to run correctly.

- Required libraries for Red Hat and SUSE Linux platforms - The installer checks that both the 32-bit and 64-bit libraries listed below are installed on both 32-bit and on 64-bit Operating Systems for this product to install and work correctly.

If installing on a 64-bit OS, the 32-bit libraries are not installed by default and must be installed before you start the installation.

Library	32-bit Library Name	64-bit Library Name	Platform					
			s390	SUSE 12 ¹	SUSE 15 ¹	Red Hat 6.x	Red Hat 7	Red Hat 8
glibc ²	glibc-*.i686	glibc-*.x86_64	glibc-*.s390			X	X	X
libgcc	libgcc-*.i686	libgcc-*.x86_64	libgcc-*.s390			X	X	X
libstdc++	libstdc++-*.i686	libstdc++-*.x86_64	libstdc++-*.s390			X	X	X
elfutils-libelf	elfutils-libelf.i386 or elfutils-libelf.i686	elfutils-libelf.x86-64	N/A			X	X	X
libelf-devel	elfutils-devel.i386 or elfutils-devel.i686	elfutils-devel.x86-64	N/A			X	X	X
libelf-devel	libelf-devel-32bit-0.137-8.19	libelf-devel-0.137-8.19	N/A	X	X			
libelf1	libelf1-32bit-0.137-8.19	libelf1-0.137-8.19	N/A	X	X			

Visit the [Red Hat Web site](#) for more information.

- ¹ On SUSE 12 or 15, you can only install the 64-bit version of this product. The glibc-locale-32bit library is still required by the SafeNet Sentinel licensed components.
- ² On 64-bit Red Hat 7, you only need to install glibc-2.17*.x86_64 and glibc-2.17*.i686.
- Java 8 (32 or 64-bit versions), and Java 11 (64-bit version only) are supported for executing JVM COBOL code and for native COBOL and Java interoperability. You can download AdoptOpenJDK's OpenJDK 8 with Hotspot from [AdoptOpenJDK's Web site](#) and unpack the archive anywhere on your machine.



Note:

- On AIX and zLinux, you need to have IBM's JDK. The earliest supported release of IBM's JDK is 7.0 Service Refresh 8. If you install IBM's JDK 8, on AIX you must install its latest fix - JDK 8 SR5 FP16. You can get IBM's AIX JDK from [IBM's Web site](#).
- On HP-UX, you need to have HP-UX JDK. The earliest supported release of HP-UX is JDK 7.0.11. You can get the HP-UX Java JDK from [HP's Web site](#).
- On Solaris platforms (both SPARC and Intel) only the 64-bit version of Java 8 and later is supported.

Before you start the installation, you need to set the environment as follows:

- You need to set the LANG environment variable to pick up localized messages. The LANG settings are English and Japanese only.
- JavaScript or scripting support must be enabled in your browser, so that Enterprise Server Administration is usable. Also, active content must be allowed and not blocked.



Important: For local servers, you do not need to install the Micro Focus License Administration tool separately, as the setup file installs a new Enterprise Developer client and a new licensing server on the same machine.

If you have a network server, you must update the license server before installing the product as the client is not able to communicate with license servers of versions older than 10000.2.660. On Windows, you can check the version of your license server by clicking **Help > About** in the Micro Focus License Administration tool. To check the version of the license server on UNIX, run `/var/microfocuslicensing/bin/mfcesver` or `/var/microfocuslicensing/bin/cesadmintool.sh`.

If Micro Focus License Manager version 10000.2.02070 or older is installed, it must be uninstalled before the product installation or upgrade can continue.

You can download the new version of the license server software from the [Micro Focus SupportLine](#).

Additional Software Requirements on Linux and UNIX

To ensure full functionality for some Enterprise Server features, you might be required to obtain and install additional third-party software in addition to the prerequisite software installed automatically by the Enterprise Server setup file.

[Click here](#) to see this information on the Product Documentation pages on Micro Focus SupportLine.

UNIX and Linux Installer Issues

Installing while using AFS/Kerberos authentication

If you are using AFS/Kerberos authentication to log onto your Linux system then you need to ensure you have a local user ID which SOA and Enterprise Developer components of the product can use. This user ID must be set up prior to running the installer. When running the installer you need to specify `ESAdminID=[User ID]` on the command line so it is used by the installer.

License Server

You need to configure the computer hostname to ensure the license server will start properly.

To avoid performance issues, "localhost" and the computer hostname must not both be mapped to IP address 127.0.0.1. You should only map "localhost" to IP address 127.0.0.1.

The following is an example of how to specify these entries correctly in the `/etc/hosts` file:

```
127.0.0.1 localhost.localdomain localhost
IP machinelonghostname machineshorthostname
```


where *IP* is the unique IP address of the computer in `xx.xx.xx.xx` format.

Basic Installation

The instructions in this section apply when you are performing a basic installation of this product for the first time. If you are an administrator, you can perform a basic installation on a local machine before performing a more advanced installation when rolling out the product to developers within your organization.

For considerations when installing this product as an upgrade, for additional installation options or non-default installations and for installing the mainframe components, see *Advanced Installation Tasks* in your product Help.

Installing on Windows

 **Note:** If there is an earlier version of Enterprise Server installed on your machine, check *Installing as an Upgrade* first.

These are the steps to install this product:


1. Run the `es_60.exe` file and follow the wizard instructions to install the prerequisite software and the product.

The setup file will also install any missing prerequisite software as listed in *Software Requirements*.

 **Note:**

- If you are installing onto a machine that has an existing Micro Focus product that uses an older Sentinel RMS License Manager, you might be prompted to remove it and install the Micro Focus License Administration. By doing this you maintain the existing Sentinel RMS license files while adding the Micro Focus License Administration. If you are unsure about existing licenses on your computer or removing the Sentinel RMS License Manager, consult your System Administrator. If you want to proceed, remove Sentinel RMS License Manager by using **Program and Features** (Windows Vista or later), and rerun the installation file.
- Trial licenses cannot be used with remote desktop services. If you want to use your product in this way, please contact Micro Focus SupportLine to obtain a relevant license.
- We recommend that you install any updates for the .NET Framework that are available at the [Microsoft Download](#) site.
- If you install JDK you might be prompted to install the latest update. The latest update is not required for use with Enterprise Server but you can install it if you wish.

Installing on UNIX

 **Note:** Micro Focus offers two types of installers on UNIX and Linux - a proprietary Micro Focus installer for installing on UNIX and Linux and a standard RPM (RPM Package Manager) installer for installing on Linux. See your product Help for instructions on how to use the RPM installer.

These are the steps to install this product using the Micro Focus installer:


1. Give execute permissions to the setup file:

```
chmod +x setup_ent_server_6.0_platform
```

2. Run the installer with superuser permissions:

```
./setup_ent_server_6.0_platform
```

If you don't run this as superuser, you are prompted to enter the superuser password during the install.

 **Note:** On Ubuntu, the prompt for superuser password is not available. On this platform you must either log in as root or use the `sudo` command to get root permissions before you run the installer.

If you set COBDIR to an already installed product, the installer will back up the existing installation and will install this release in the location COBDIR points to. If COBDIR is not set, the installer does a fresh install.

The COBOL run-time is installed by default into `/opt/microfocus/EnterpriseDeveloper`, (COBDIR).

 **Note:**

During the installation process, the installer configures the product's Enterprise Server System Administrator Process User ID. The Process User ID will be the owner of all Enterprise Server processes except the one for the Micro Focus Directory Server (MFDS). The Directory Server process (Enterprise Server Administration) runs as root as this allows it to access the system files and ports.

All Enterprise Server processes you start from Enterprise Server Administration run under the Process User ID which can affect the file access and creation.

By default, the installer uses the login id of the user that runs the installer for the Process User ID. To change the user id after you complete the installation, execute `$COBDIR/bin/casperm.sh`.

SafeNet Sentinel considerations

- The installation of this product could affect the SafeNet Sentinel licensed components running on your machine. During installation licensing is shutdown to allow files to be updated. To ensure the processes running on your machine are not affected, you need to use the `-skipsafenet` option, which skips the installation of SafeNet:

```
./setup_ent_server_6.0_platform -skipsafenet
```

- To protect the SafeNet Sentinel installation from accidental updating you can create an empty file named `SKIP_SAFENET_INSTALL` in `/var/microfocuslicensing/` as follows:

```
touch /var/microfocuslicensing/SKIP_SAFENET_INSTALL
```

While the file is present, the SafeNet installer does not make changes to the installation or shutdown the running license daemons. If licensing needs to be updated later, remove the file and install Sentinel RMS server manually.

Advanced Installation Tasks (Windows)

This section includes instructions about how to perform a non-default installation, install this product as an upgrade, or about how to install any additional components.

The advanced installation tasks include:

- *Installing as an Upgrade*
- *Command line installation options*

To see this information on the Product Documentation pages on Micro Focus SupportLine, [click here](#).

Installing as an Upgrade

Before installing, check *Installation Restrictions and Requirements*.

Installing this release as an upgrade will automatically uninstall any HotFixes of the older version of the product you have installed on your machine.

- Before installing this release as an upgrade, ensure you create a back-up of your Enterprise Server configuration. To do this, on the Enterprise Server Administration home page, click **Export** and then select **Export Enterprise Server configuration and Security Manager definitions**. This creates a backup folder in the `c:\programdata\micro focus\Enterprise Developer\MFDS`. You can restore the Enterprise Server configuration after installing this release - click **Import** on the Enterprise Server Administration home page.

Enterprise Server Installation Options

To install Enterprise Server you run `es_60.exe` which contains a number of product `.msi` files (Windows Installer packages). When run, `es_60.exe` performs some initial system checks then sequentially installs the `.msi` files.

`es_60.exe` can take a number of parameters, enabling you to specify a number of different types of installation:

- Standard Installation

Format:

```
es_60.exe
```

Summary:

Full installation including License Manager and Enterprise Server. During installation you can specify options including the location to which the components are installed.

- Non-interactive Installation

Format:

```
es_60.exe /passive
```

Summary:

Full installation, but the components are installed non-interactively using default options and directories.

- Silent Installation

Format:

```
start /wait es_60.exe /q
```

Summary:

Full installation, but the components are installed non-interactively with no user interface, using default options and directories.

- Modified Silent Installation

Format:

```
start /wait es_60.exe /q InstallFolder=d:\cobolrts
```

Summary:

Full installation, but the components are installed non-interactively with no user interface, and Enterprise Server is installed to `d:\cobolrts`.

To see what parameters you can use, execute the following from the command line: `es_60.exe /?`.

**Note:**

- Log files that are created during installation are saved in the folder specified by the TEMP environment variable. To change the location or name of the files, use the `/log` parameter on your setup command line and specify the path and file name, for example: `filename /log d:\temp\log.txt`. This creates a log file, named `log.txt`, in the `d:\temp` directory.

Advanced Installation Tasks (UNIX)

This section includes instructions about how to perform a non-default installation, install this product as an upgrade, or about how to install any additional components.

The advanced installation tasks include:

- *Installing as an Upgrade* - included in these Release Notes
- *Command line installation options* - included in these Release Notes
- *Installing using an RPM installer on Linux* - available in the product Help and in the Micro Focus Infocenter

[Click here](#) to see this information on the Product Documentation pages on Micro Focus SupportLine.


Installing as an Upgrade

This release works concurrently with the previous version of Enterprise Server, so you do not need to uninstall it.

Install the latest version in a different location and set the environment to point to it. To do this, run the Enterprise Server installer with the `-installlocation` option:

1. Execute the following command:

```
./InstallFile -installlocation="/opt/microfocus/EnterpriseDeveloper"
```


 **Note:** You can use variables when specifying an absolute path for `-installlocation`. For example, the following examples are equivalent:

```
-installlocation="/home/myid/installdir"
```

```
-installlocation="$HOME/installdir"
```

2. Execute `cobsetenv` to set the environment and point to the new install location:

```
. <product-install-dir>/bin/cobsetenv
```


 **Note:** `cobsetenv` is only compatible with POSIX-like shells, such as `bash`, `ksh`, or `XPG4 sh`. It is not compatible with C-shell or pre-XPG4 Bourne shell.

Installation Options

Installing into a different location

To install in a different location use the `-installlocation="Location"` parameter to specify an alternative directory location. For example:

```
./ -installlocation="full path of new location"
```

 **Note:** You can use variables when specifying an absolute path for `-installlocation`. For example, the following examples are equivalent:

```
-installlocation="/home/myid/installdir"
```

```
-installlocation="$HOME/installdir"
```

You can see details about which additional parameters can be passed to the install script if you enter the `-help` option.

Configuring Enterprise Server

You can use the following options to configure the Enterprise Server installation: [`-ESsysLog="Y/N"`] [`-ESadminID="User ID"`] [`-CASrtDir="location"`], where:

- ESsysLog** Use this to enable ("Y") or disable ("N") Enterprise Server system logging. Logging is enabled by default. Log files are saved in `/var/mfcobol/logs`.
- ESadminID** Sets the Enterprise Server System Administrator Process User ID from the command line - for example, `-ESadminID="esadm"`. The default user ID is the one that runs the installer.
- CASrtDir** Specifies the location where the Enterprise Server run-time system files are placed - for example, `-CASrtDir="/home/esuser/casrt/es"`. The default location is `/var/mfcobol/es`.

Installing Silently

You can install Micro Focus products silently by using command line parameters to specify the installation directory, user information, and which features to install. You must execute the command with superuser permissions.

You can use the following command line arguments to install silently on UNIX/Linux. You need to execute the commands as root:

```
-silent -IacceptEULA
```

For example, execute:

```
setup_filename -silent -IacceptEULA
```

After Installing

- See *Changes in Behavior or Usage* in your product documentation and in the Release Notes for important information about changes in this release that might affect existing applications.
- Check the *Product Documentation* section of the [Micro Focus SupportLine Documentation Web site](#) for any updates to the documentation which might have been uploaded.

On Windows

To access the Enterprise Server help:

- On versions of Windows 7 and earlier, select **Start > All Programs > Micro Focus Enterprise Server > Documentation** from the Windows Taskbar.
- On Windows 8, right-click at the bottom of the Start screen, and click **All apps** to display all available links for this product. In the Enterprise Server section, click **Documentation**.

This opens the online Micro Focus Infocenter in a browser. From the left-hand pane, select **Enterprise > Micro Focus Enterprise Server**.

Repairing

If any product files, registry settings or shortcuts are accidentally removed at any point, you can perform a repair on the installation to replace them.

To repair your installation on versions of Windows Vista or later:

1. From the **Control Panel**, click **Uninstall a program** under **Programs**.
2. Right-click your Micro Focus product and select **Repair**.

Uninstalling

To uninstall the product, you cannot simply delete its files from your hard disk. To uninstall the product:

1. Log in with the same user-ID as you used when you installed the product.
2. Click **Uninstall a program** under **Programs** in **Control Panel**.
3. Select the product and click **Remove** or **Uninstall** as appropriate.

During the uninstall process, only those files added during the installation (to the installation and Samples directories) are removed.

If the product directory has not been removed, delete any unwanted files and subdirectories within it using Windows Explorer.



Important: The installer creates separate installations for Micro Focus Enterprise Server and Micro Focus License Administration. Uninstalling only Enterprise Server does not automatically uninstall the Micro Focus License Administration or any of the prerequisite software.

To completely remove the product you must uninstall the Micro Focus License Administration as well.

You can optionally remove the prerequisite software. For instructions, check the documentation of the respective software vendor.

To silently uninstall the product, you need the setup file and you need to execute the following at the command line:

```
start /wait install-file.exe /quiet /uninstall
```

On UNIX

Setting the Environment


When you have installed the product, you need to set the environment as described below.

1. To set up your product, execute:

```
. <product-install-dir>/bin/cobsetenv
```

2. To verify that your product is installed, execute:

```
cob -V
```

 **Important:** These commands set the environment only for the current shell. You need to execute them for each new shell that you start.


To avoid having to run `cobsetenv` for every shell, add these commands to the shell initialization files (such as `/etc/profile`, `/etc/bashrc`).

Note that `cobsetenv` is only compatible with POSIX-like shells, such as `bash`, `ksh`, or `XPG4 sh`. It is not compatible with C-shell or pre-XPG4 Bourne shell.

Repairing


If a file in the installation of the product becomes corrupt, or is missing, we recommend that you reinstall the product.

Uninstalling

 **Note:** Before you uninstall the product, ensure that the Enterprise Server instances and the Micro Focus Directory Service (MFDS) are stopped.

To uninstall this product:

1. Execute as root the `Uninstall_EnterpriseServer6.0.sh` script in the `$COBDIR/bin` directory.

 **Note:** The installer creates separate installations for the product and for Micro Focus License Administration. Uninstalling the product does not automatically uninstall the Micro Focus License Administration or the prerequisite software. To completely remove the product you must uninstall the Micro Focus License Administration as well.

To uninstall Micro Focus License Administration:

1. Execute as root the `UnInstallMFLicenseServer.sh` script in the `/var/microfocuslicensing/bin` directory.

The script does not remove some of the files as they contain certain system settings or licenses.

You can optionally remove the prerequisite software. For instructions, check the documentation of the respective software vendor.

Licensing Information



Note:

- If you have purchased licenses for a previous release of this product, those licenses will also enable you to use this release.
- If you are unsure of what your license entitlement is or if you wish to purchase additional licenses, contact your sales representative or [Micro Focus SupportLine](#).

To start Micro Focus License Administration

Windows 8, 8.1, and Windows Server 2012	From the Windows Start screen, click the License Administration tile.
Windows 10 and Later	From your Windows desktop, click Start > Micro Focus License Manager > License Administration .

Log on as root, and from a command prompt type:

```
/var/microfocuslicensing/bin/cesadmintool.sh
```

Installing licenses

You need either a license file (with a `.mflic` extension) or an authorisation code which consists of a string of 16 alphanumeric characters.

If you have a license file

1. Start Micro Focus License Administration.
 2. Click the **Install** tab.
 3. Do one of the following:
 - Click **Browse** next to the **License file** field and select the license file (which has an extension of `.mflic`).
 - Drag and drop the license file from Windows Explorer to the **License file** field.
 - Open the license file in a text editor, such as Notepad, then copy and paste the contents of the file into the box below the **License file** field.
 4. Click **Install Licenses**.
-
1. Start the Micro Focus License Administration tool and select the **Manual License Installation** option by entering 4.
 2. Enter the name and location of the license file.

If you have an authorization code

Authorizing your product when you have an Internet connection



Note:

- It is not possible to install licenses remotely. You must be logged into the machine on which you are installing the licenses.

The following procedure describes how to authorize your product using a local or network license server. The license server is set up automatically when you first install the product.

1. Start Micro Focus License Administration.
2. Click the **Install** tab.
3. Type the authorization code in the **Enter authorization code** field.
4. Click **Authorize**.

If you change the name of the machine running your license server after it has granted licenses, the licenses stop working.

1. Start Micro Focus License Administration.
2. Select the **Online Authorization** option by entering 1 and pressing **Enter**.
3. Enter your authorization code at the **Authorization Code** prompt and then press **Enter**.

Authorizing your product when you don't have an Internet connection

This method of authorization is required if the machine you want to license does not have an Internet connection or if normal (automatic) authorization fails.

1. Start Micro Focus License Administration.
2. On the Install tab, click **Manual Authorization**.
3. Make a note of the contents of the **Machine ID** field. You will need this later.
4. Do one of the following:
 - If your machine has an Internet connection, click the SupportLine Web link in the Manual Authorization Information window.
 - If your machine does not have an Internet connection, make a note of the Web address and type it into a Web browser on a machine that has an Internet connection.

The Micro Focus SupportLine Manual product authorization Web page is displayed.

5. Type the authorization code in the **Authorization Code** field. The authorization code is a 16-character alphanumeric string supplied when you purchased your product.
6. Type the Machine ID in the **Machine ID** field.
7. Type your email address in the **Email Address** field.
8. Click **Generate**.
9. Copy the generated license string (or copy it from the email) and paste it into the box under the **License file** field on the Install page.
10. Click **Install Licenses**.

In order to authorize your product you must have the following:

- Access to a computer which is connected to the Internet.
- Your authorization code (a 16-character alphanumeric string).
- The machine ID. To get this, start the Micro Focus License Administration tool and select the **Get Machine Id** option by inputting 6. Make a note of the "Old machine ID".

If you have previously received the licenses and put them in a text file, skip to step 6.

1. Open the Micro Focus license activation web page <http://supportline.microfocus.com/activation> in a browser.
2. Enter your authorization code and old machine ID and, optionally, your email address in the **Email Address** field.
3. Click **Generate**.
4. Copy the licenses strings from the web page or the email you receive into a file.
5. Put the license file onto your target machine.
6. Start the Micro Focus License Administration tool and select the **Manual License Installation** option by inputting 4.
7. Enter the name and location of the license file.

To obtain more licenses

If you are unsure of what your license entitlement is or if you wish to purchase additional licenses for Enterprise Developer, contact your sales representative or Micro Focus SupportLine.

Updates and SupportLine

Our Web site provides up-to-date information of contact numbers and addresses.

Further Information and Product Support

Additional technical information or advice is available from several sources.

The product support pages contain a considerable amount of additional information, such as:

- The *Product Updates* section of the Micro Focus SupportLine Web site, where you can download fixes and documentation updates. Go to [Micro Focus Product Updates](#)
- The *Examples and Utilities* section of the Micro Focus SupportLine Web site, including demos and additional product documentation. Go to <https://supportline.microfocus.com/examplesandutilities/index.aspx>.
- The *Support Resources* section of the Micro Focus SupportLine Web site, that includes troubleshooting guides and information about how to raise an incident. Go to <https://supportline.microfocus.com/supportresources.aspx>

To connect, enter <https://www.microfocus.com/en-us/home/> in your browser to go to the Micro Focus home page, then click **Support & Services > Support**. Type or select the product you require from the product selection dropdown, and then click **Support Login**.



Note: Some information may be available only to customers who have maintenance agreements.

If you obtained this product directly from Micro Focus, contact us as described on the Micro Focus Web site, <https://www.microfocus.com/support-and-services/contact-support/>. If you obtained the product from another source, such as an authorized distributor, contact them for help first. If they are unable to help, contact us.

Also, visit:

- The Micro Focus Community Web site, where you can browse the Knowledge Base, read articles and blogs, find demonstration programs and examples, and discuss this product with other users and Micro Focus specialists. See <https://community.microfocus.com>.
- The Micro Focus YouTube channel for videos related to your product. See [Micro Focus Channel on YouTube](#).

Information We Need

However you contact us, please try to include the information below, if you have it. The more information you can give, the better Micro Focus SupportLine can help you. But if you don't know all the answers, or you think some are irrelevant to your problem, please give whatever information you have.

- The name and version number of all products that you think might be causing a problem.
- Your computer make and model.
- Your operating system version number and details of any networking software you are using.
- The amount of memory in your computer.
- The relevant page reference or section in the documentation.
- Your serial number . To find out these numbers, look in the subject line and body of your Electronic Product Delivery Notice email that you received from Micro Focus.

On Windows, if you are reporting a protection violation you might be asked to provide a dump (.dmp) file. To produce a dump file you use the **Unexpected Error** dialog box that is displayed when a protection

violation occurs. Unless requested by Micro Focus SupportLine, leave the dump setting as `Normal` (recommended), click **Dump**, then specify a location and name for the dump file. Once the dump file has been written you can email it to Micro Focus SupportLine.

Alternatively, you might be asked to provide a log file created by the Consolidated Tracing Facility (CTF) - a tracing infrastructure that enables you to quickly and easily produce diagnostic information detailing the operation of a number of Micro Focus software components.

On Windows, you can use the Micro Focus SupportLine Support Scan Utility, `MFSupportInfo`, to create either:

- a `.log` file that contains the details about your environment, Micro Focus SupportLine products, and settings.
- a `.zip` archive that includes the same information as the `.log` file plus some product configuration files from `c:\ProgramData` and the product installation log files.

`MFSupportInfo.exe` is stored in `<install-dir>\bin`.

To run `MFSupportInfo`:

1. Start a 32-bit Enterprise Developer command prompt.
2. Enter `MFSupportInfo` at the command prompt to start the utility.
3. Create a `.log` file or a `.zip` archive as follows:

- a. To create a `.log` file, click **File > Save**.

This prompts to save the `.log` file, `MFSupportInfo_Log_MachineName_YYYY-MM-DD_HH-MM-SS.log`, in the `%temp%` directory.

- b. To create a `.zip` archive, click **Tools > Create Zip Package**.

This creates a `.zip` archive, `MFSupportInfo_Log_MachineName_YYYY-MM-DD_HH-MM-SS.zip`, in the `%temp%` directory.

4. Send the diagnostic information to your Micro Focus SupportLine representative:

The following requires an Internet connection and an Email client:

- a. Click **Tools > Email Log to SupportLine** to open the **Email Log** dialog box.
- b. Fill in the required fields and click **Send**.

If the machine is not connected to the Internet or if there are no Email clients installed, copy either the `.log` file or the `.zip` archive to a machine that is connected to the Internet. Use your Email client to email the files to Micro Focus SupportLine at supportline@microfocus.com together with the Support Incident (SI) number, if available, and any additional details that might be useful to diagnose the issues that you are experiencing.

1. Start a UNIX shell.
2. Set `COBDIR` to the product with issues.
3. Execute `mfsupport` from a directory where you have write permissions.

This creates a log file, `mfpoll.txt`, in that directory.

4. When the script finishes, send the `mfpoll.txt` file to your Micro Focus SupportLine representative.



Note:

If `COBDIR` is set to a location that does not contain `etc/cobver`, the script outputs the contents of `/opt/microfocus/logs/MicroFocusProductRegistry.dat` which keeps a list of the installed Micro Focus products.

If `COBDIR` is set to a location that does not contain `etc/cobver` or `COBDIR` is not set, `mfsupport` gives you the option to search your machine for possible product locations. Note that the search can take some time if you have a large amount of disc storage and files.

Creating Debug Files

If you encounter an error when compiling a program that requires you to contact Micro Focus SupportLine, your support representative might request that you provide additional debug files (as well as source and data files) to help us determine the cause of the problem. If so, they will advise you how to create them.

Copyright and Disclaimer

© Copyright 2020 Micro Focus or one of its affiliates.

The only warranties for this product and any associated updates or services are those that may be described in express warranty statements accompanying the product or in an applicable license agreement you have entered into. Nothing in this document should be construed as creating any warranty for a product, updates, or services. The information contained in this document is subject to change without notice and is provided "AS IS" without any express or implied warranties or conditions. Micro Focus shall not be liable for any technical or other errors or omissions in this document. Please see the product's applicable end user license agreement for details regarding the license terms and conditions, warranties, and limitations of liability.

Any links to third-party websites take you outside Micro Focus websites, and Micro Focus has no control over and is not responsible for information on third party sites.

This product includes software developed by Computing Services at Carnegie Mellon University (<http://www.cmu.edu/computing/>).