



Micro Focus Visual COBOL Development Hub 2.3

A large, decorative graphic consisting of multiple overlapping, wavy blue lines that create a sense of motion and depth. The lines are in various shades of blue, from dark to light, and are arranged in a complex, swirling pattern that dominates the lower half of the page.

Release Notes

Micro Focus
The Lawn
22-30 Old Bath Road
Newbury, Berkshire RG14 1QN
UK
<http://www.microfocus.com>

Copyright © Micro Focus 2009-2015. All rights reserved.

MICRO FOCUS, the Micro Focus logo and Visual COBOL are trademarks or registered trademarks of Micro Focus IP Development Limited or its subsidiaries or affiliated companies in the United States, United Kingdom and other countries.

All other marks are the property of their respective owners.

2015-11-09

Contents

Micro Focus Visual COBOL Development Hub 2.3 Release Notes	5
Installation	6
System Requirements for Visual COBOL Development Hub	6
Hardware Requirements for Micro Focus Visual COBOL Development Hub	6
Operating Systems Supported	6
Software Requirements	7
Additional Software Requirements for Micro Focus Visual COBOL Development Hub	8
Installing Visual COBOL Development Hub	13
Downloading the Product	13
Installing	13
Installing as an Upgrade	14
Installing silently	15
UNIX and Linux Installer Issues	15
Configuring the Remote System Explorer Support	17
Repairing on UNIX	18
Uninstalling	18
Licensing Information	19
To buy and activate a full unlimited license	19
To start Micro Focus License Administration	19
Installing licenses	19
If you have a license file	19
If you have an authorization code	19
To obtain more licenses	20
New Features in 2.3	21
Code Coverage	21
Compiler Directives	21
Data File Structure Command Line Utility	21
Data File Tools (Technology Preview)	21
Database Access	22
File Handling	23
File Locking	23
Library Routines	23
Managed COBOL Syntax	24
Micro Focus Infocenter	24
Micro Focus Unit Testing Framework	24
Preprocessors	25
Profiler	25
REST service interfaces	25
RM/COBOL Compatibility	25
Single File Support	25
Tunables	25
Updated Run-time System	26
Known Issues	27
Significant Changes in Behavior or Usage	28
Resolved Issues	31
Updates and SupportLine	48
Further Information and Product Support	48
Information We Need	48
Creating Debug Files	49

Disclaimer 50

Micro Focus Visual COBOL Development Hub 2.3 Release Notes

These release notes contain information that might not appear in the Help. Read them in their entirety before you install the product.



Note:

- This document contains a number of links to external Web sites. Micro Focus cannot be responsible for the contents of the Web site or for the contents of any site to which it might link. Web sites by their nature can change very rapidly and although we try to keep our links up-to-date, we cannot guarantee that they will always work as expected.
- Check the *Product Documentation* section of the [Micro Focus SupportLine Web site](#) and the [Micro Focus Infocenter](#) for any updates to the documentation which might have been uploaded.
- This product includes OpenSSL version 1.0.1m.

Installation



Note: If you are installing on Solaris, please read [UNIX Installer Issues](#) first.

System Requirements for Visual COBOL Development Hub

Hardware Requirements for Micro Focus Visual COBOL Development Hub


The disk space requirements are approximately:

Platform	Installer type	Setup file size (MB)	Disk space required for the installation	Disk space required for running the product (MB)	Sentinel RMS license server (MB)
POWER running AIX	Micro Focus installer	419	1.68 GB	838	36.5
HP IA	Micro Focus installer	763	3.05 GB	1526	69
System Z running Red Hat Linux	Micro Focus installer	346	1.38 GB	692	36
x86-64 running Red Hat Linux	Micro Focus installer	359	1.44 GB	718	46
SPARC running Solaris	Micro Focus installer	405	1.62 GB	810	40
x86-64 running Solaris	Micro Focus installer	375	1.60 GB	750	31
System Z running SUSE SLES	Micro Focus installer	349	1.40 GB	698	36
x86-64 running SUSE SLES	Micro Focus installer	364	1.46 GB	728	46

Operating Systems Supported

For a list of the supported operating systems, check the *Product Availability* section on the Micro Focus SupportLine Web site: <http://supportline.microfocus.com/prodavail.aspx>.

Software Requirements

 **Note:** This product includes OpenSSL version 1.0.1m.

Before installing this product, you must have the following software installed on your computer:

- Xterm, the terminal emulator for the X Window System, is part of your UNIX/Linux distribution but is not installed by default. Use your UNIX/Linux installation media to install it.
- The pax archiving utility is required by the setup file. Pax is distributed with most UNIX/Linux systems but, if it is missing, you must install it separately. To verify pax is installed, run `pax --help` or `pax --version` at the command line.
- The following operating system libraries must be installed:

Library	Platform		
	SUSE 11	Red Hat 6.x	Red Hat 7
glibc-locale-32bit	X		
gcc (gcc-32-bit)	X		
gcc*.i686		X	X
glibc-*.x86_64		X	X
glibc-*.i686		X	X
libgcc-*.x86_64		X	X
libgcc-*.i686		X	X
libstdc++-*.x86_64		X	X
gcc*.s390		X	X
glibc-*.s390		X	X
glibc-*.s390x		X	X
glibc-devel-*.x86_64		X	X
glibc-devel-*.i686		X	X
glibc-devel-*.s390		X	X
glibc-devel-*.s390x		X	X
libstdc++-*.i686		X	X
gdb*	X	X	X

- Visit the [Red Hat Web site](#) for more information.
- Oracle's Java Platform, Enterprise Edition (Java EE) Java 7 or Java 8 is required to execute COBOL JVM code and for native COBOL and Java interoperability. You can download Oracle's Java EE from [Oracle's web site](#) and install it anywhere on your machine.

 **Note:**

- On AIX and zLinux, you need to have IBM's JDK. The earliest supported release of IBM's JDK is 7.0 Service Refresh 8. You can get IBM's AIX JDK from [IBM's Web site](#).
- On HP-UX, you need to have HP-UX JDK. The earliest supported release of HP-UX is JDK 7.0.11. You can get the HP-UX Java JDK from [HP's Web site](#).

Before you start the installation, you need to set the environment as follows:

- You need to set the JAVA_HOME environment variable. When installing the product, set this variable to a 32-bit Java installation or the installation terminates. For example, execute the following:

```
JAVA_HOME=java_install_dir
```

where *java_install_dir* is the path to the JAVA installation directory such as `/usr/java/javan.n`

- You need to add `$JAVA_HOME/bin` to your system PATH variable. To do this, execute:

```
export PATH=$JAVA_HOME/bin:$PATH
```

- You need to set the LANG environment variable to pick up localized messages. The LANG settings are English and Japanese only.



Important: This release requires version 10000.2.990 or later of the Micro Focus License Administration tool. For local servers, you do not need to install it separately, as the setup file installs a new Visual COBOL client and a new licensing server on the same machine.

If you have a network server, you must update the license server before installing the product as the client is not able to communicate with license servers of versions older than 10000.2.660. To check the version of the license server on UNIX, run `/var/microfocuslicensing/bin/mfcesver` or `/var/microfocuslicensing/bin/cesadmintool.sh`.

You can download the new version of the license server software from the Micro Focus SupportLine Web site: <http://supportline.microfocus.com>.

Additional Software Requirements for Micro Focus Visual COBOL Development Hub

To ensure full functionality for some Visual COBOL features, you might be required to obtain and install additional third-party software in addition to the prerequisite software installed automatically by the Visual COBOL setup file. The following information specifies the third-party software required for each feature.

- [Application server support for JVM COBOL](#) on page 8
- [Application server JCA support for Enterprise Server](#) on page 9
- [Java Development Kit \(JDK\)](#) on page 10
- [Database Access](#) on page 10
- [Database Access - COBSQL \(Pro*COBOL\)](#) on page 10
- [Database Access - OpenESQL](#) on page 11
- [Database Access - DB2 ECM](#) on page 12
- [XML Extensions](#) on page 13

Application server support for JVM COBOL

[Back to Top](#)



Restriction: This topic applies only when the Enterprise Server feature is enabled.

The following application servers are supported using the following JDKs:

Application Servers	JDK version	Containers support version
Tomcat 7.0.39	1.7	Servlets 2.5
JBoss 7.1.1	1.7	Servlets 2.5
WebLogic 12.1.1	1.7	Servlets 2.5
WebSphere 8.5	1.7	Servlets 2.5



Note:

- On AIX and zLinux, you need to have IBM's JDK. The earliest supported release of IBM's JDK 1.7 is 7.0 Service Refresh 8. You can get IBM's AIX JDK from [IBM's Web site](#).
- On HP-UX, you need to have HP-UX JDK. The earliest supported release of HP-UX JDL 1.7 is Java 7.0.11. You can get the HP-UX Java JDK from [HP's Web site](#).
- On all other platforms, you need Oracle's JDK. The earliest supported release of Oracle's JDK 1.7 is 1.7.027. You can download Oracle's JDK from [Oracle's Web site](#).

Application server JCA support for Enterprise Server

[Back to Top](#)



Restriction: This topic applies only when the Enterprise Server feature is enabled.

Java EE 5 and Java EE 6 are supported for the deployment of EJBs generated using the Interface Mapping Toolkit, as follows:

- Java EE 5 includes support for EJB 3.0 and Java Connector Architecture 1.5
- Java EE 6 includes support for EJB 3.1 and Java Connector Architecture 1.6

The following Java application servers are supported using the following JDKs:

Application Servers	JDK (vendor)	Java EE
JBoss 5.1.0	1.5/1.6 (Oracle)	5
JBoss 6.1.0	1.6 (Oracle)	6
JBoss 7.1.1	1.7 (Oracle)	6
Oracle WebLogic 10.3.5	1.5 (Oracle)	5
Oracle WebLogic 12.1.1	1.6/1.7 (Oracle)	6
IBM WebSphere 7.0	1.5 (IBM)	5
IBM WebSphere 8.0	1.6 (IBM)	6
IBM WebSphere 8.5	1.6/1.7 (IBM)	6

The availability of resource adapters for these Application Servers differs between UNIX platforms. The following table indicates where support is available for each platform:

Feature/ Platform	JBoss 5.1.0	JBoss 6.1.0	JBoss 7.1.1	Webspher e 7.0	Webspher e 8.0	Webspher e 8.5	Weblogic 10.3.5	Weblogic 12.1.1
AIX 6.1 on RS6000	32-bit	32-bit	32-bit		32-bit	32-bit	32-bit	32-bit
HP/UX 11.31 on Intel IA64	32- and 64- bit	32- and 64- bit	32- and 64- bit		64-bit	64-bit	32- and 64- bit	32- and 64- bit
Red Hat EL 6.2 on IBM390	32-bit	32-bit	32-bit	32-bit	32-bit	32-bit	32-bit	32-bit
Red Hat EL 5.5 on AMD Opteron	32-bit	32-bit	32-bit	32-bit	32-bit	32-bit	32-bit	32-bit
Solaris 11 on AMD Opteron	32- and 64- bit	32- and 64- bit	32- and 64- bit				32- and 64- bit	32- and 64- bit

Feature/ Platform	JBoss 5.1.0	JBoss 6.1.0	JBoss 7.1.1	Webspher e 7.0	Webspher e 8.0	Webspher e 8.5	Weblogic 10.3.5	Weblogic 12.1.1
Solaris 10 on SPARC	32- and 64- bit	32- and 64- bit	32- and 64- bit				32- and 64- bit	32- and 64- bit
SUSE SLES 11 SP1 on IBM390	32-bit	32-bit	32-bit	32-bit	32-bit	32-bit	32-bit	32-bit
SUSE SLES 11 on AMD Opteron	32-bit	32-bit	32-bit	32-bit	32-bit	32-bit	32-bit	32-bit

Java Development Kit (JDK)

[Back to Top](#)

Compiling Java Either the IBM or the Oracle Java Development Kit (JDK), version 1.5 or later, is required for compiling Java.

Interface Mapping Toolkit (IMTK)



Restriction: This feature applies only when the Enterprise Server feature is enabled.

The JDK is required for generating Java interfaces from the Interface Mapping Toolkit or the `imtkmake` command.

Java Beans Your Java client needs to be compiled with JDK 1.6 or greater.

EJBs Use the same JDK vendor and version that is used by the application server.

After installing the JDK, you need to set up your Java environment.

Database Access

[Back to Top](#)

Before you can use Visual COBOL to develop and deploy SQL applications that use COBSQL, DB2 ECM, or OpenESQL, ensure any third-party software prerequisites are installed and the environment is set properly.

Database Access - COBSQL (Pro*COBOL)

[Back to Top](#)



Note: COBSQL (Pro*COBOL) is supported for native COBOL only.

Availability

Feature/Platform	32-bit	64-bit
x86-64 running Red Hat Linux	X	X
x86-64 running SUSE Linux	X	X
IBM System p running AIX	X	X

Feature/Platform	32-bit	64-bit
IBM System z running SUSE Linux	X	X
Itanium running HP-UX	X	X
x86-64 running Solaris	X	X
SPARC running Solaris	X	X

XA Switch Module

When the Enterprise Server feature is enabled, the Oracle XA switch module is provided for COBSQL (Pro*COBOL), and is available on the same platforms as are indicated in the *Availability* section above.

Certification of RDBMS Precompilers for Native COBOL

Certification of RDBMS precompilers with Micro Focus products is the responsibility of the RDBMS vendor, rather than Micro Focus. Certification information can be found within the relevant Oracle documentation. If you have an Oracle MetaLink account (<http://metalink.oracle.com>), document # 43208.1 provides details of all language compilers certified by Oracle for use with their precompilers.

Preprocessors

COBSQL supports the following database preprocessors:

- Sybase Open Client Embedded SQL/COBOL Version 11.1 or later
- Oracle Pro*COBOL Version 11.1 (11gR1) or later
- Informix Embedded SQL/COBOL Version 7.3 or later

Compiling

On x86 and x86-64 platforms, when compiling with COBSQL for use with Oracle, do not use the COBSQL directive option NOMAKESYN, since this directive results in COMP host variables, and on Intel platforms these are incompatible with the native byte order expected by Oracle.

Executing

On HP-UX, to execute an application precompiled using Pro*COBOL (or COBSQL) after you have created a callable shared object of Oracle DBMS routines, you need set an environment variable, LD_PRELOAD, to point to the Oracle client callable shared object, for example:

```
LD_PRELOAD=$ORACLE_HOME/libdir/libclntsh.so
export LD_PRELOAD
```

where *libdir* is:

- lib32 for 32-bit environments
- lib for 64-bit environments.

A script is available that creates an executable run-time system or a callable shared object containing Oracle support. You can find the script in the Micro Focus Knowledge Base article titled *Building and executing Pro*COBOL applications on UNIX*.

Testing

For this version, COBSQL was tested with Oracle 11.1, 11.2, and 12.1.

Database Access - OpenESQL

[Back to Top](#)

Availability

Feature/Platform	Native and JVM Managed COBOL 32-bit	Native and JVM Managed COBOL 64-bit
x86-64 running Red Hat Linux	X	X

Feature/Platform	Native and JVM Managed COBOL 32-bit	Native and JVM Managed COBOL 64-bit
x86-64 running SUSE Linux	X	X
IBM System p running AIX	X	X
IBM System z running SUSE Linux	X	X
Itanium running HP-UX	X	X
x86-64 running Solaris	X	X
SPARC running Solaris	X	X

Native COBOL

- OpenESQL supports access to relational databases using ODBC 3.0-compliant drivers
- Refer to your driver vendor's documentation to determine whether your driver is suitable for use with OpenESQL

Testing

For this version, OpenESQL was tested with:

- Oracle 11.1, 11.2 and 12.1
- DB2 LUW 9.5, 9.7, 10.1, 10.5
- SQL Server 2008 R2, 2012, 2014
- PostgreSQL 9.4 on the following platforms only:
 - x86-64 running Red Hat Linux
 - x86-64 running SUSE Linux



Note: Micro Focus provides compatibility for PostgreSQL but does not directly contribute to or support the PostgreSQL open source project. Any issues relating to PostgreSQL functionality should be addressed through an open source support vendor.

Database Access - DB2 ECM

[Back to Top](#)

Availability

Feature/Platform	32-bit	64-bit
x86-64 running Red Hat Linux	X	X
x86-64 running SUSE Linux	X	X
IBM System p running AIX	X	X
IBM System z running SUSE Linux	X	X
Itanium running HP-UX		X
x86-64 running Solaris		

Feature/Platform	32-bit	64-bit
SPARC running Solaris	X	

- XA Switch Module** When the Enterprise Server feature is enabled, the DB2 XA switch module is provided and is available on the same platforms as are indicated in the *Availability* section above.
- Certification of RDBMS Precompilers for Native COBOL** Certification of RDBMS precompilers with Micro Focus products is the responsibility of the RDBMS vendor, rather than Micro Focus. You can find IBM document certification information for DB2/COBOL applications within the IBM Information Center for DB2, in the topic *Support for database application development in COBOL*.
- Preprocessor** DB2 ECM supports the following database preprocessors:
- IBM DB2 LUW Version 9.5 or later
 - IBM DB2 Connect Version 9.5 or later
 - On SPARC running Solaris, 64-bit is supported in IBM versions 10.1 or later
- Testing** For this version, DB2 ECM was tested with DB2 LUW 9.5, 9.7, 10.1, and 10.5.

XML Extensions

[Back to Top](#)

- XML Extensions has the same requirements as Visual COBOL. Both 32-bit and 64-bit versions are available. See the *XML Extensions for Visual COBOL*, available from the Visual COBOL product documentation section of the Micro Focus SupportLine Web site for more details.
- Additionally, XML Extensions may be used in conjunction with Terminal Server.

Installing Visual COBOL Development Hub

Downloading the Product

1. Use the download links in your Electronic Product Delivery email.

For more information follow the links for the installation instructions and the End User License Agreement.

Installing



Note: Micro Focus offers two types of installers on UNIX and Linux - a proprietary Micro Focus installer for installing on UNIX and Linux and a standard RPM (RPM Package Manager) installer for installing on Linux. See your product Help for instructions on how to use the RPM installer.

These are the steps to install this product using the Micro Focus installer:

1. Give execute permissions to the setup file:

```
chmod +x setup_visualcobol_devhub_2.3_platform
```

2. Run the installer with superuser permissions:

```
./setup_visualcobol_devhub_2.3_platform
```

If you don't run this as superuser you will be prompted to enter the superuser password during the installation.

The COBOL environment is installed by default into `/opt/microfocus/VisualCOBOL`, (COBDIR).

SafeNet Sentinel considerations

- The installation of this product could affect the SafeNet Sentinel licensed components running on your machine. During installation licensing is shutdown to allow files to be updated. To ensure the processes running on your machine are not affected, you need to use the `-skipsafenet` option, which skips the installation of SafeNet:

```
./setup_visualcobol_devhub_2.3_platform -skipsafenet
```

- To protect the SafeNet Sentinel installation from accidental updating you can create an empty file named `SKIP_SAFENET_INSTALL` in `/var/microfocuslicensing/` as follows:

```
touch /var/microfocuslicensing/SKIP_SAFENET_INSTALL
```

While the file is present, the SafeNet installer does not make changes to the installation or shutdown the running license daemons. If licensing needs to be updated later, remove the file and install Sentinel RMS server manually.



Note:

During the installation process, the installer configures the product's Enterprise Server System Administrator Process User ID. The Process User ID will be the owner of all Enterprise Server processes except the one for the Micro Focus Directory Server (MFDS). The Directory Server process (Enterprise Server Administration) runs as root as this allows it to access the system files and ports.

All Enterprise Server processes you start from Enterprise Server Administration run under the Process User ID which can affect the file access and creation.

By default, the installer uses the login id of the user that runs the installer for the Process User ID. To change the user id after you complete the installation, execute `$COBDIR/bin/casperm.sh`.

Installing as an Upgrade

This release works concurrently with the previous version of Micro Focus Visual COBOL Development Hub, so you do not need to uninstall it. There are two options for installing the latest version in this case:

- Move the existing installation to a different location and install the latest version to the default install location specified by the `COBDIR` environment variable (`/opt/microfocus/VisualCOBOL`, by default).

This ensures you do not need to change your environment. To move the existing older installation to a different location:

1. Execute the following command as root:

```
mv /opt/microfocus/VisualCOBOL /opt/microfocus/VisualCOBOLversion
```

2. Install the latest version as described in the section *Installing*.

- Install the latest version in a different location and set the environment to point to it. To do this, run the Micro Focus Visual COBOL Development Hub installer with the `-installlocation` option:

1. Execute the following command:

```
./InstallFile -installlocation="/opt/microfocus/VisualCOBOL"
```



Note: You can use variables or the tilde syntax for the path for `-installlocation`. For example, the following examples are equivalent:

```
-installlocation="/home/myid/installdir"
```

```
-installlocation="~/myid/installdir"
```

```
-installlocation="~/installdir"
```

```
-installlocation="$HOME/installdir"
```

2. Execute `cobsetenv` to set the environment and point to the new install location:

```
./opt/microfocus/VisualCOBOL/cobsetenv
```

Note that `cobsetenv` is only compatible with POSIX-like shells, such as `bash`, `ksh`, or `XPG4 sh`. It is not compatible with C-shell or pre-XPG4 Bourne shell.

Installing silently

You can install Micro Focus products silently by using command line parameters to specify the installation directory, user information, and which features to install. You must execute the command with superuser permissions.

You can use the following command line arguments to install silently on UNIX/Linux:

```
-silent -IacceptEULA
```

For example, execute:

```
[as root] setup_filename -silent -IacceptEULA
```

After the application is installed, you can silently install the license as follows:

- If you have access to the Internet and an authorization code, execute the following commands:

For 32-bit Windows environments:

```
start /wait "" "C:\Program Files\Common Files\SafeNet Sentinel\Sentinel RMS License Manager\WinNT\cesadmintool" -term activate AuthorizationCode
```

For 64-bit Windows environments:

```
start /wait "" "C:\Program Files (x86)\Common Files\SafeNet Sentinel\Sentinel RMS License Manager\WinNT\cesadmintool" -term activate AuthorizationCode
```

- If you don't have access to the Internet but have a file from Micro Focus that contains the license string:

For 32-bit Windows environments:

```
start /wait "" "C:\Program Files\Common Files\SafeNet Sentinel\Sentinel RMS License Manager\WinNT\cesadmintool" -term install -f FileName
```

For 64-bit Windows environments:

```
start /wait "" "C:\Program Files (x86)\Common Files\SafeNet Sentinel\Sentinel RMS License Manager\WinNT\cesadmintool" -term install -f FileName
```

where *FileName* is the name of the text file that contains all the license strings to be used.

UNIX and Linux Installer Issues

Installing on Linux


On Linux, the 32-bit version of Java is required to install and use Visual COBOL for Eclipse. When you start the installation, if the 64-bit version of Java is already installed on your Linux machine, you might not be able to install Visual COBOL. This is a [known issue](#) with the Oracle Java installers for Linux which prevent you from installing both the 32-bit and the 64-bit versions of Java on the same machine. To work around this problem:

- Download the 32-bit Java distribution in a compressed .tar format from the Oracle Web site.
- Untar the distribution into a location different from the one used for the 64-bit Java version. For example, untar in `/usr/local/java32` and not in `/usr/local/java`.
- Set `JAVA_HOME` and `LD_LIBRARY_PATH` to the 32-bit version of Java so that it is used to install and run Visual COBOL.

License Infrastructure Installer

On some Solaris platforms, you can receive the following error message when SafeNet license server needs to be installed or upgraded on your machine:

```
tar: /safenet.tar: No such file or directory
```

- To resolve this issue, wait for the installation to complete and then perform the following:
 1. Navigate to the `safenet` directory in the COBDIR location.
 2. With superuser permissions execute: `./MFLicenseServerInstall.sh`
-  **Note:** The following information applies when you are installing on Red Hat Enterprise Linux (RHEL) 7.

Certain configuration changes in RHEL 7 (such as the `/etc/inittab` file no longer available) required a change in the MF SafeNet license installer for this platform and the way you can manually manage the licensing service.

By default, the MF SafeNet licensing service is still configured so that it starts automatically when starting your machine. Only on RHEL 7, you must use the `systemctl` command available with the OS if you need to override the default behaviour – for example, if you do not want run the MF SafeNet licensing service at start-up or if you do not want the service to automatically start when you are configuring trace levels.

1. Create a file, `MFSafeNet.service`, in `/usr/lib/systemd/system/` with the following contents:

```
----- start of /usr/lib/systemd/system/MFSafeNet.service -----
[Unit]
Description=Micro Focus SafeNet licensing daemons.
Documentation=http://supportline.microfocus.com

[Service]
Type=forking
ExecStart=/var/microfocuslicensing/bin/startboth.sh
ExecStop=/var/microfocuslicensing/bin/stopboth.sh
Restart=no

[Install]
WantedBy=multi-user.target
----- end of /usr/lib/systemd/system/MFSafeNet.service -----
```

2. Use the `systemctl` command to manage the SafeNet service:

```
[ asroot ] systemctl option MFSafeNet
```

Where some of the values that `option` can take are:

- reenable** Installs the SafeNet service.
- is-enabled** Checks the status of the SafeNet service. Does not require root privileges.
- start** Starts the SafeNet service.
- stop** Stops the SafeNet service.
- restart** Restarts the SafeNet service.
- disable** Disables the SafeNet service so it does not start when the machine is booted.
- enable** Enables the SafeNet Service so it starts when the machine is booted.

For more information about `systemctl`, refer to the help available with the RHEL OS.

License Server

You need to configure the computer hostname to ensure the license server will start properly.

To avoid performance issues, "localhost" and the computer hostname must not both be mapped to IP address 127.0.0.1. You should only map "localhost" to IP address 127.0.0.1.

The following is an example of how to specify these entries correctly in the `etc/hosts` file:

```
127.0.0.1 localhost.localdomain localhost
IP machinelonghostname machineshorthostname
```

where *IP* is the unique IP address of the computer in `xx.xx.xx.xx` format.

Configuring the Remote System Explorer Support

The remote development support from the Eclipse IDE relies upon Visual COBOL Development Hub running on the UNIX machine and handling all requests from the IDE for building and debugging programs. Visual COBOL Development Hub provides a UNIX daemon, the Remote Development Option (RDO) daemon, which initiates the RDO as Eclipse clients connect to it. Whichever environment is used to start the RDO daemon will be inherited for all servers and hence all build and debug sessions.

Configuring the Environment

You may need to configure some aspects of the environment before you start the daemon. This is because when a build or debug session is initiated on the Development Hub from one of the Eclipse clients, the environment used will be inherited from whatever was used to start the daemon. A typical example of the kind of environment that might need to be set up would include database locations and settings for SQL access at build/run time.

Starting the Daemon



Important: Before starting the daemon you must have the following on your UNIX machine:

- a version of Perl
- a version of Java
- the `as` (assembler) and `ld` (linking) programs on the path, as specified by the `PATH` environment variable

To start the daemon on the default port (4075) as a background process, perform this command with superuser authority:

```
$COBDIR/remotedev/startrdodaemon
```

The daemon will now listen for any Eclipse client processes connecting to that machine on port 4075. If you want to use another port, specify another port number on the `startrdodaemon` command.

The daemon can also be configured to instantiate the servers on a specified port or range of ports. This is particularly relevant when you want to only open certain ports through a firewall. To do this, perform this command with superuser authority:

```
$COBDIR/remotedev/startrdodaemon [<port> | <low port>-<high port>]
```

where:

- *<port>* is the port number the daemon should use to listen for connections from Eclipse on the client machine. If no value is given, it will be assigned a default value of 4075. This value matches the value assigned within the Eclipse installation.

For example,

```
$COBDIR/remotedev/startrdodaemon 4999
```

This command will start a daemon listening on port 4999 and will use random server ports.

- *<low port>*-*<high port>* is the range of ports on which the servers (launched by the daemon) should use to communicate with Eclipse on the client machine.

For example,

```
$COBDIR/remotedev/startrdodaemon 4080 4090-4999
```

This command will start a daemon listening on port 4080 and server ports will be in the range 4090 to 4999.

Stopping the Daemon

To stop the daemon, type the following command with superuser authority:

```
$COBDIR/remotedev/stoprdo daemon <port>
```

Repairing on UNIX

If a file in the installation of the product becomes corrupt, or is missing, we recommend that you reinstall the product.

Uninstalling



Note: Before you uninstall the product, ensure that the Enterprise Server instances and the Micro Focus Directory Service (MFDS) are stopped.

To uninstall this product:

1. Execute as root the `Uninstall_VisualCOBOLDevelopmentHub2.3.sh` script in the `$COBDIR/bin` directory.



Note: The installer creates separate installations for the product and for Micro Focus License Administration. Uninstalling the product does not automatically uninstall the Micro Focus License Administration or the prerequisite software. To completely remove the product you must uninstall the Micro Focus License Administration as well.

To uninstall Micro Focus License Administration:

1. Execute as root the `UnInstallMFLicenseServer.sh` script in the `/var/microfocuslicensing/bin` directory.

The script does not remove some of the files as they contain certain system settings or licenses.

You can optionally remove the prerequisite software. For instructions, check the documentation of the respective software vendor.

Licensing Information



Note:

- If you have purchased licenses for a previous release of this product, those licenses will also enable you to use this release.
- The latest version of the SafeNet licensing software is required. See the *Software Requirements* section in this document for more details.
- Your entitlement for using this product is governed by the Micro Focus End User License Agreement and by your product order. If you are unsure of what your license entitlement is or if you wish to purchase additional licenses, contact your sales representative or [Micro Focus SupportLine](#).

To buy and activate a full unlimited license

To buy a license for Visual COBOL, contact your sales representative or Micro Focus SupportLine.

For instructions on using the Micro Focus Licensing Administration Tool, see *Licensing* in the Visual COBOL help.

To start Micro Focus License Administration

Log on as root, and from a command prompt type:

```
/var/microfocuslicensing/bin/cesadmintool.sh
```

Installing licenses

If you have a license file

1. Start the Micro Focus License Administration tool and select the **Manual License Installation** option by entering 4.
2. Enter the name and location of the license file.

If you have an authorization code

Authorizing your product when you have an Internet connection



Note: This topic only applies if you have an authorization code.

The following procedure describes how to authorize your product using a local or network license server. The license server is set up automatically when you first install the product.

1. Start Micro Focus License Administration.
2. Select the **Online Authorization** option by entering 1 and pressing **Enter**.
3. Enter your authorization code at the **Authorization Code** prompt and then press **Enter**.

Authorizing your product when you don't have an Internet connection



Note: This topic only applies if you have an authorization code.

This method of authorization is required if your machine does not have an Internet connection or if normal (automatic) authorization fails.

In order to authorize your product you must have the following:

- Your authorization code (a 16-character alphanumeric string).
- The machine ID. To get this, start the Micro Focus License Administration tool and select the **Get Machine Id** option by inputting 6. Make a note of the "Old machine ID".

If you have previously received the licenses and put them in a text file, skip to step 6.

1. Open the Micro Focus license activation web page <http://supportline.microfocus.com/activation> in a browser.
2. Enter your authorization code and old machine ID and, optionally, your email address in the **Email Address** field.
3. Click **Generate**.
4. Copy the licenses strings from the web page or the email you receive into a file.
5. Put the license file onto your target machine.
6. Start the Micro Focus License Administration tool and select the **Manual License Installation** option by inputting 4.
7. Enter the name and location of the license file.

To obtain more licenses

If you are unsure of what your license entitlement is or if you wish to purchase additional licenses for Visual COBOL, contact your sales representative or Micro Focus SupportLine.

New Features in 2.3

Enhancements are available in the following areas:

Code Coverage

Visual COBOL now provides support for code coverage of native COBOL applications directly from within the IDE where code coverage uses the Test Coverage functionality. You can produce code coverage reports for applications running in the COBOL run-time and for applications that run in Enterprise Server.

To produce reports, you need to enable code coverage in a project's properties, compile your application and then run your application with code coverage to produce the relevant reports. For applications that require an Enterprise Server instance, you start the enterprise server with code coverage.

Compiler Directives

The following Compiler directives are new in this release:

EOF-1A	Treats a 0x1a character in the source file as the end of file.
JVMDECIMAL	Determines the type in which certain items are exposed. This directive affects COBOL data items of type 'decimal' and non-integral numeric items exposed as a result of either ILSMARTLINKAGE usage or the PROPERTY keyword.
NLS-CURRENCY-LENGTH	Specifies the number of bytes to allocate for the currency symbol in a PIC field.
NULL-ESCAPE	Treats a 0x00 character in the source file as an escape character for other non-printable characters in the source code.

The following Compiler directives contain new parameters in this release:

DBSPACE	The new parameter 'MIXED' extends the DBSPACE directive to be able to evaluate data items in programs that contain a mix of single-byte and double-byte strings.
----------------	--

Data File Structure Command Line Utility

The Data File Structure Command Line (DFSTRCL) utility is a DOS-based command line utility that enables you to create record layout (.str) files from COBOL debug information (.idy) files. You can use the utility to process a single .idy file or batch process up to 100 .idy files.

Data File Tools (Technology Preview)



Note: This is a technology preview feature only. It is being made available to allow you to test and provide feedback on this new capability; however, this feature is not intended for production use and it is not supported as such. Furthermore, Micro Focus does not guarantee that this feature will be delivered at a GA level and if it is, then the functionality provided might differ considerably from this technology preview.

The Data File Tools (Technology Preview) is a new standalone text editor in which you can create and edit data files. By nature of it being a 'technology preview' product, it does not currently include all the

functionality that was available in the previous version of Data File Tools - now referred to as Classic Data File Tools. If you require any of the functionality not provided in this version, you can still use the classic version by accessing it in the usual way.

To run Data File Tools (Technology Preview), type `mfdatatools2` from Visual COBOL's command prompt or a terminal.

Database Access

The following new features have been added as part of database access support:

COBSQL This release provides:

- Selection and configuration of the Oracle Pro*COBOL preprocessor for compiling COBSQL applications in a project's properties on the .
- Support for COBOL directives SOURCEFORMAT(TERMINAL) and SOURCEFORMAT(VARIABLE) for Pro*COBOL applications.

DB2 ECM This release provides:

- Support for the MFHCO environment variable across all platforms by default. See the *HCO* DB2 compiler directive option topic for details.
- A new DB2 compiler directive option, OPTPER (NOOPTPER), that enhances performance for CHARSET EBCDIC processing. See the *OPTPER* DB2 compiler directive option topic for details.
- A new DB2 directive option, BINDDIR, which specifies an alternative directory in which to write the DBRM file created during compilation. . See the *BINDDIR* DB2 compiler directive option topic for details.

OpenESQL This version of Visual COBOL supports the following new OpenESQL features:

Date/Time Processing This release provides streamlined datetime processing for ODBC and JDBC.

Performance This release includes a new SQL compiler directive option, OPTPER (NOOPTPER), that enhances performance for CHARSET EBCDIC processing. See the *OPTPER* SQL compiler directive option topic for details.

PostgreSQL In this release, PostgreSQL 9.4 has been tested with OpenESQL using the following PostgreSQL software:

Server software PostgreSQL EnterpriseDB version 9.4.4

Client software

- psqLODBC driver version 09.03.04.00
- JDBC41 PostgreSQL driver version 9.4-1201

In this release, PostgreSQL 9.4 has been tested with OpenESQL on the following platforms:

- X86-64 running Red Hat Linux, 32- and 64-bit
- X86-64 running SuSE Linux, 32- and 64-bit



Note: Micro Focus provides compatibility for PostgreSQL but does not directly contribute to or support the PostgreSQL open source project. Any issues relating to PostgreSQL functionality should be addressed through an open source support vendor.

SQL Server This release provides support for the SQL Server OUTPUT clause.

XA Switch Modules



Restriction: This feature applies only when the Enterprise Server feature is enabled.

In this release, the XA interface has been redesigned to provide:

- Consistent look and feel for SQL Server, DB2, and Oracle user personalization
- Consistent look and feel for both RM dynamic and static registration (SQL Server, DB2, Oracle, generic one-phase commit)
- Additional support for two instances of the same switch module using Web Services applications via the new XAID compiler directive

File Handling

This release contains the following new configuration options:

ACUFH Enables or disables the use of the ACU file handler (ACUFH), which is required to handle Vision and RM/COBOL indexed files.

ESACUFH Enables or disables the use of the ACU file handler (ACUFH) for file handling operations running under Enterprise Server. ACUFH must also be enabled for this option to take effect.

File Locking

In versions prior to Visual COBOL 2.3, the semantics of the sharing phrase specified in an OPEN statement or used within a call to CBL_OPEN_FILE were not correctly applied in some cases on UNIX and Linux platforms. From version 2.3 onwards, the sharing phrase is correctly honored when the tunable `strict_file_locking=true` is set, which is the default setting.

Example of potential changes in behavior:

- *Process-A* opens a file with read-only access and a sharing mode that denies other processes write access (SHARING WITH READ ONLY).
- *Process-B* then attempts to open the file with read-only access and a sharing mode that denies other processes read access (SHARING WITH NO OTHER).

With `strict_file_locking=true`, *Process-B* is unable to open the file, because *Process-A* has successfully opened the file allowing only read access.

With `strict_file_locking=false`, *Process-B* successfully opens the file.

If your application encounters unexpected OPEN conditions or fails to open files, it might be as a result of the new file locking behavior. In such circumstances, we recommend that you review the file locking and sharing requirements of your application and refactor your source code to work with the default setting. The original file locking and sharing behavior can be restored by setting `strict_file_locking=false`.

Library Routines

The following library routines are new in this release:

CBL_MANAGED_SESSION_GET_USERDATA Retrieves user data saved in the current RunUnit.

CBL_MANAGED_SESSION_SET_USERDATA Sets user data in the current RunUnit.

The following library routines contain new parameters in this release:

CBL_LOCATE_FILE You can now specify a file name that is a null-terminating string, which has resulted in three new values available for the `user-mode` parameter.



Managed COBOL Syntax

The following enhancements have been made to the managed COBOL syntax:

- The `TYPE OF type-name[ANY...]` syntax enables you to obtain the `System.Type` (.NET) or `java.lang.Class` (JVM) object for a generic class, interface, or delegate.
- The `self::` or `super::` syntax is no longer required to access inherited data within a subclass.
- The `ATTRIBUTE-ID` syntax enables you to define new attribute types, which can be used in various contexts.

Micro Focus Infocenter

The Micro Focus Infocenter Web site (<http://documentation.microfocus.com>) has been upgraded and now includes the following improvements:

- Scope being persisted when you select a product documentation in the Product Documentation section on the Micro Focus SupportLine Web site and choose to view the documentation in the Micro Focus Infocenter.
- Updated **Scope** settings - provides the ability to nest four levels deep when setting a scope.
- Scope being persisted between browser sessions once it has been set.
- Creating automatic scopes using the **Search Topics** icon, .
- A link to change the scope from the search results when there are too many results.
- Improved Boolean search expressions.
- Details included with the search results.
- Help on how to use the Infocenter and how to construct search expressions - available using the Infocenter Help button, .

Micro Focus Unit Testing Framework



Note: This is a technology preview feature only. It is being made available to allow you to test and provide feedback on this new capability, but it is not intended for production use and is not supported as such. Furthermore, Micro Focus does not guarantee that this feature will be delivered at a GA level and if it is, then the functionality provided might differ considerably from this technology preview. During the preview, you are encouraged to share your feedback and experiences via the Micro Focus community forum - <http://community.microfocus.com/microfocus/>.

The Micro Focus Unit Testing Framework is an xUnit style testing framework, available from the command line, for procedural COBOL applications.

It includes much of the architecture you would expect in an xUnit framework. The test runner is a 32- or 64-bit executable that you run from aVisual COBOL shell prompt. A test fixture or suite is a COBOL program compiled to `.so` that can include the setup, the test case code, and the teardown associated with the test case.

Test results are available in a number of formats. By default, results are displayed to screen and to a `.txt` file, but you can use additional parameters on the command line to produce reports in JUnit format.

Preprocessors

Support has been added in the IDE for enabling and using multiple preprocessors with your projects.

A new page, , has been added to the project's and the files' properties of native COBOL applications to enable you to choose one or more preprocessors to use when building your application and to specify their order of execution.

New reporting capability is now available for user preprocessors: resp-main code 18 indicates that a buffer contains a data name to be marked as modified by the immediately preceding preprocessed line. The data name may be qualified and resp-more contains the column information for the reference.

Profiler

Visual COBOL now provides support for Profiler for native COBOL applications directly from within the IDE. To produce reports, you need to:

1. Enable Profiler in the COBOL property page for a project.
2. Compile your application to apply the changes.
3. Run your application with Profiler to produce the relevant reports.

REST service interfaces

RESTful service interfaces utilizing JSON as the media type in request and response messages are now supported using the Interface Mapping Toolkit. This enables you to extend COBOL applications using modern transport payloads and protocols.

RM/COBOL Compatibility

This release includes improved support for RM dialect applications. Please consult with Micro Focus before considering a transition from RM/COBOL to Visual COBOL.

Single File Support

The recommended way to work with files within Visual COBOL is to include them in a project. For situations where you might want to quickly open edit a single file, Visual COBOL now provides support for native COBOL files in the IDE when the file is not opened as part of a project. There is limited support for the IDE editing, compiling and debugging features as full support requires a project file.

Tunables

This release of Visual COBOL contains the following new tunables:

putenv_interface Provides backward compatibility for UNIX systems in which the operating system's putenv() function is required when setting environment variables.

strict_file_locking Enables a new, more reliable method of file locking for UNIX systems. See *File Locking* for more information.

This release of Visual COBOL contains the following updates to tunables:

- default_cancel_mode** A new parameter, and default, has been introduced for this tunable; see *default_cancel_mode* for more information.
- subsystem_cancel_mode** A new parameter has been introduced for this tunable; see *subsystem_cancel_mode* for more information.

Updated Run-time System

COBOL Server has been updated to provide an execution environment capable of running applications that were each built using different development products. A consequence of this is that If your application has a main COBOL executable (.exe) that was built with a previous version of Visual COBOL, you should ensure that the executable is rebuilt and packaged with the new run-time system. You can rebuild from the IDE or the command line.

Other COBOL subprograms built with previous versions of Visual COBOL are not required to be rebuilt.

Known Issues

Refer to the *Known Errors and Restrictions* topic in the *Product Information* section of your product Help.

In addition, note the following:

Debugging

Remote debugging does not work for programs running on AIX or HP machines, if you are trying to debug using Visual COBOL installed on a Linux machine.

Enterprise Server

- The Historical Statistics Facility may generate incorrect records for SSTM-enabled enterprise servers.
- Enterprise Server instances will fail to start if they have been configured with the MLDAP ESM module to use external security and are started using Enterprise Server credentials that are not configured with "user administration" privileges (that is they do not have an allow update ACE in the "User Administration" security resource in the Enterprise Server Administration). A fix for this is available if you install HotFix 1 of version 2.3. of this product.

ICETOOL Emulation

ICETOOL emulation for managed code is not available in this release.

Resource Adapters

Trying to deploy the local resource adaptor `mfcobol-localtx.rar` to WebLogic may fail with a `ClassCastException`. To work around this issue, you need to deploy `mfcobol-xa.rar` first, then need to undeploy this file and deploy the local one, `mfcobol-localtx.rar`. If there are issues deploying using the WebLogic GUI, you can use the command line. If there are issues with this as well, try reducing the length of the command (for example, by moving the file to a location with a shorter path).

REST/JSON IMTK implementation and the same-origin policy (SOP)

HTTP requests sent from scripts within a web browser to REST services deployed on an enterprise server might fail due to the same-origin policy (SOP). Some browsers might implement (or support plugins that implement) techniques for relaxing SOP such as cross-origin resource sharing (CORS) that enable sending cross-origin requests successfully. For REST services, Enterprise Server does not implement a method for relaxing SOP. This means that browsers that implement CORS (or any other SOP relaxation technique) might still forbid requests made from scripts due to Enterprise Server not implementing the equivalent technique on the server side.

Setup

- On UNIX, check [UNIX Installer Issues](#) before you start the installation.

Significant Changes in Behavior or Usage

This section describes significant changes in behavior or usage. These changes could potentially affect the behavior of existing applications or impact the way the tools are used.

Where present, the numbers that follow each issue are the Support Incident Numbers followed by the Reported Problem Incident (RPI) number (in parentheses).

- [CAS Security](#)
- [CAS XA Switch modules](#)
- [Compiler](#)
- [File Handling - External File Handler](#)
- [File Locking](#)
- [IDE](#)
- [J2EE Connector](#)
- [MF Server Administrator \(GUI\)](#)
- [SQL - HCO for SQL Server](#)
- [Updated Run-Time System](#)

CAS Security

[Back to the list](#)

- The Enterprise Server External Security Facility now includes MLDAP ESM Module 2.0, with a new algorithm for identifying the best-matching resource-access rule and ACE for resource-access security checks. This algorithm is faster and matches most customers' expectations. The new algorithm also provides an optional "username substitution" feature. It can be enabled by setting "rule substitutions" to "yes" in the [Operation] section in the Security Manager configuration text area. When this is enabled, the string "\${user}" in a resource-rule name will be replaced with the name of the user that makes the request. For example, a DATASET rule named "USERS.\${user}.*" would apply to datasets with the requesting user's name as the second qualifier. In rare cases, customers with complex, ambiguous resource-access security rules might see experience changes in behavior as a result of the new algorithm. The old algorithm is still supported and can be enabled by setting "version 1 authentication" to "yes" in the [Operation] section of the Security Manager configuration.

2807531 (1097783)

CAS XA Switch modules

[Back to the list](#)

- The XA switch modules now support dynamic registration.
2682101 (1092325)
- The XA switch modules now support batch-only operations when multiple XA Resource Managers have been defined.
2664675 (1091082)
- In Visual COBOL 2.2 update 2, Micro Focus identified undefined run-time behavior when the following combination of directives was specified: SIGN"EBCDIC", CHARSET"ASCII", and one of the following: HOST-NUMMOVE, HOST-NUMCOMPARE or SIGN-FIXUP. Previously (Visual COBOL 2.2 update 1 and earlier), if this combination was specified, the SIGN"EBCDIC" directive should have been ignored, to avoid a mixture of ASCII and EBCDIC characters; however, SIGN"EBCDIC" was still being honored, resulting in undefined run-time behavior. Therefore, this combination of directives is now invalid for Visual COBOL 2.2 update 2 or later, and if specified, will be rejected at compile time.

2786397 (1095265)

Compiler

[Back to the list](#)

- For native COBOL, the size limit of the Data Division now stands at 2GB -1.

2796076 (1096384)

- Previously, it was not possible to specify sign(EBCDIC) with sign-fixup, host-num-move or with host-num-compare. This combination is now supported in native COBOL but remains invalid for managed COBOL code. This is applicable to version 2.2 U2 HotFix 10 onwards.

2824577 (1100823)

File Handling - External File Handler

[Back to the list](#)

- Custom file handlers (using DYNREDIR) are now called for each part of a concatenated file.

2795077 (1096322)

File Locking

[Back to the list](#)

- In versions prior to Visual COBOL 2.3, the semantics of the sharing phrase specified in an OPEN statement or used within a call to CBL_OPEN_FILE were not correctly applied in some cases on UNIX and Linux platforms. From version 2.3 onwards, the sharing phrase is correctly honored when the tunable `strict_file_locking=true` is set, which is the default setting.

Example of potential changes in behavior:

- *Process-A* opens a file with read-only access and a sharing mode that denies other processes write access (SHARING WITH READ ONLY).
- *Process-B* then attempts to open the file with read-only access and a sharing mode that denies other processes read access (SHARING WITH NO OTHER).

With `strict_file_locking=true`, *Process-B* is unable to open the file, because *Process-A* has successfully opened the file allowing only read access.

With `strict_file_locking=false`, *Process-B* successfully opens the file.

If your application encounters unexpected OPEN conditions or fails to open files, it might be as a result of the new file locking behavior. In such circumstances, we recommend that you review the file locking and sharing requirements of your application and refactor your source code to work with the default setting. The original file locking and sharing behavior can be restored by setting `strict_file_locking=false`.

IDE

[Back to the list](#)

J2EE Connector

[Back to the list](#)

- This release provides a new command-line argument to Java, `mf.ssl.algorithm`, which can be set to an appropriate algorithm.

2799213 (1096684)

MF Server Administrator (GUI)

[Back to the list](#)

- Passwords that entered through either the MFDS or the ESMAC interface now use the same encoding.
2792382 (1096011)

SQL: HCO for SQL Server

[Back to the list](#)

- The return type for the HCOSS DB2 CHAR() function has changed from CHAR(255) to VARCHAR(255).
2804069 (1097253)

Updated Run-Time System

[Back to the list](#)

- COBOL Server now provides an execution environment capable of running applications that were each built using different development products. A consequence of this is that if your application has a main COBOL executable (.exe) that was built with a version of Visual COBOL prior to version 2.3, you should ensure that the executable is rebuilt and packaged with the new run-time system. You can rebuild from the IDE or the command line.

Other COBOL subprograms built with previous versions of Visual COBOL are not required to be rebuilt.

Resolved Issues

The numbers that follow each issue are the Support Incident Numbers followed by the Reported Problem Incident (RPI) number (in parentheses).

- [Adis](#)
- [CASRDO](#)
- [Character Animator](#)
- [Code Analysis](#)
- [Compiler](#)
- [Debugging](#)
- [Designer](#)
- [Documentation](#)
- [ecijava](#)
- [Enterprise Server](#)
- [File Handling](#)
- [HCO for Microsoft SQL Server](#)
- [IBM Language Environment for OS/390 and VM Support](#)
- [Interface Mapping Toolkit](#)
- [Library](#)
- [Micro Focus Common Client](#)
- [Micro Focus Communications Server](#)
- [Micro Focus Directory Server](#)
- [Micro Focus Server Administrator \(GUI\)](#)
- [MLDAP API Interface](#)
- [RM COBOL](#)
- [Run-Time System](#)
- [Setup](#)
- [SQL: COBSQL](#)
- [SQL: DB2 ECM](#)
- [SQL: HCO for SQL Server](#)
- [SQL: OpenESQL](#)
- [XML Extensions](#)
- [XML Support](#)

Adis

[Back to the list](#)

- Paste now works as expected when pasting into numeric items under MS(2) with ACCEPT statements.
2800091 (1096820)
- When the MS Compiler directive is set, ACCEPT with EMPTY-CHECK now supports manually entering of a zero for numeric items and a space for alphanumeric items.
2795831 (1096324)
- When using ACCEPT WITH UPDATE with the MS Compiler directive, the pre- and post- display behavior is now the same as that of the MS compiler.
2795709 (1096311)

CASRDO

[Back to the list](#)

- When trying to access the Catalog page from casrdo45, the JESSPOOL class was checked instead of DATASET.
2819633 (1099350)
- The ESMAC Spool view is now sorted correctly when using a filter criteria.
2798643 (1096681)

Code Analysis

[Back to the list](#)

- An issue that was causing a slow down in opening source files in the editor has been resolved.
2804209 (1097351)
- Sequential line calculation has been fixed to provide correct position of POI (Point Of Interest) within file.
- The analysis component no longer hangs when running on programs containing DBCS (double-byte character sets).
- 'error starting the query' and other similar non-descriptive error messages have been expanded to include additional information as to what caused the error.
- The generic "Violations detected" string, preceding the actual description for the rule, has been removed from the rule description. Users of Visual COBOL for Visual Studio will no longer see this string as part of the description.

Character Animator

[Back to the list](#)

- Monitoring large fields no longer causes the Animator to abort.
2828703 (1100628)

Compiler

[Back to the list](#)

- A program compiled with the INIT-BY-TYPE directive that contains 'PROGRAM-ID IS INITIAL' syntax and declarations of index names or data items now produces correct intermediate code.
2831469 (1100741)
- Programs compiled with DIALECT"RM" and containing 'PROGRAM-ID .. AS' syntax now execute as expected.
2830956 (1100700)
- The CP preprocessor used in conjunction with the COBSQL preprocessor now correctly replaces any text affected by the COPY... REPLACING statement.
2826558 (1100370)
- When using the WINDOW1 preprocessor, specification of the AUTOCLOSE option no longer prevents subsequent preprocessor options from being actioned.
2822206 (1099687)
- The output from the SETTINGS compiler directive now also appears for programs specified via the ILSOURCE option.
2822102 (1099604)
- The XML GENERATE statement now functions as expected in programs containing the DECIMAL POINT IS COMMA clause.
2821786 (1099599)

- The XML GENERATE statement now executes correctly when the specified FROM operand is a group containing nested ODO tables (which is only possible with the ODOSLIDE directive).
2821779 (1099600)
- The INITBYTYPE compiler directive no longer causes spurious flag messages with DIALECT(OSVS).
2820920 (1099488)
- The LINE-COUNT Compiler directive now operates as expected.
2817442 (1098979)
- The maximum size of data items in a program compiled with the DIALECT(ENTCOBOL) directive now correctly reflects the respective mainframe values in the latest version of Enterprise COBOL.
2816030 (1098926)
- The Compiler now rejects the use of special register names as arguments for reserved word altering directives. You can only specify standard reserved words with these directives.
2813931 (1098542)
- Data names that start with a numeric digit and contain DBCS characters are now accepted by the Compiler, as expected.
2813223 (1098456)
- A MOVE operation of an alphanumeric literal to an unsigned numeric DISPLAY field under RM/COBOL emulation now executes as expected.
2812561 (1098446)
- Data names longer than 30 characters are now flagged when specifying the FLAG option with a mainframe argument and not just when using the equivalent full DIALECT.
2810924 (1098133)
- Compiling a program with the COBSQL preprocessor, which contains a COPY REPLACING statement with trailing spaces in the replacement pseudo text, now works as expected.
2807470 (1097737)
- Compilation of a program containing a GO TO statement that references an undeclared procedure name, and has the RESTRICT-GOTO directive set no longer results in a run-time exception.
2807280 (1097616)
- A user function that specifies a PIC 1 item as a RETURNING field now receives an appropriate compile-time error.
2806037 (1097470)
- The addressability of a linkage data item is now checked correctly.
2805523 (1097453)
- Compilation with a mainframe dialect, of a program containing a CALL statement with a mixture of non-01 level group items and literals, now proceeds as expected with no internal error produced.
2803613 (1097190)
- A debugger query of a condition name with a negative literal VALUE now returns the expected result.
2801993 (1097607)
- The combination of a mainframe dialect and SOURCEFORMAT(FREE) no longer produces unexpected compiler errors referring to tokens being in the wrong area of source.
2800332 (1096911)
- The specification of an alphanumeric literal in the VALUE clause of a DBCS data item (i.e. the G\N prefix is missing) is now accepted as an MF extension. This still generates an error under mainframe dialects, but can be hidden/suppressed like any other flag message.
2798426 (1096574)
- Under DIALECT"MF", the Report Group description entry now permits the NEXT GROUP NEXT PAGE clause without a LINE clause.

2798367 (1097201)

- It is now possible to specify fixed-point numeric literals without a trailing separator space before the next token or operator. This provides a better mainframe emulation.

2797274 (1096469)

- A new CP option, ANYCOPYCASE, now provides more flexibility in matching the case of copybook names.

2797035 (1096494)

- Previously, numeric items that used a decimal point and the OR sign were truncated when using the MS display syntax under MS(2).

2795709 (1096308)

- DBSPACE(MIXED) directive has been implemented to allow comparison of mixed single and double-byte spaces to the SPACE figurative constant.

2679222 (1092427)

- When importing aVisual COBOL source file, the generation of a CBLast (COBOL Abstract Symbol Table) file no longer hangs when instructed to process a COBOL.DIR file.
- Mixing alphanumeric and national items in intrinsic functions which only allow one type now produces a syntax error.
- A source line longer than the maximum supported by the compiler no longer receives an error about truncation if the line is simply a comment.
- An error reading the default directive file \$COBDIR/etc/cobol.dir when COBDATA is set during compilation has been fixed.
- A bug in accepting a field containing double-byte and single-byte characters has been fixed.

2829369 (1100513)

- A bug during compilation has been fixed, which caused a Run-Time System error 114 when generating 32-bit programs using the OPT directive, containing decimal operations.

2819838 (1099305)

- An error has been fixed in COMPUTE statements of the following form: COMPUTE a = b / constant where a and b are COMP-3 or DISPLAY; a has greater than 19 digits and b has less than or equal to 19 digits, and constant is a literal which is a power of 10 (such as 10, 100, 1000, etc.)

2808008 (1097715)

- An error in managed COBOL that resulted in EXIT PROGRAM or GOBACK statements not being executed has been fixed. The error could occur when perform ranges overlapped.

2825425 (1100162)

- When compiling for JVM COBOL with the ILSMARTLINKAGE directive, pic 9v9 items used as VALUE parameters are now generated correctly.

2815477 (1098847)

- An illegal instruction 'invokespecial' is no longer generated. Previously, in some circumstances, this could be generated, leading to a verification error on class load.

2811246 (1098205)

- When compiling a large program for JVM COBOL, the use of performtype(osvs) or performtype(rm) with declaratives no longer leads to bad code generation and invalid jump errors when loading the resulting class.

2695030 (1093952)

Debugging

[Back to the list](#)

- Pointer values no longer get incorrectly byte-swapped when their value is accepted.
2824427 (1100287)
- Trying to view the values of data-items that contain UTF-8 data no longer corrupts the values.
2810079 (1097992)

Designer

[Back to the list](#)

- When importing using the Designer, you now receive an "Source Code Import Wizard Detected Errors Page" if there are parsing errors. See your product help for more details. Previously, the import process proceeded even when there were parsing errors. If errors or warnings were reported but the FD and 01 extraction process ran to completion, the errors will be reported but the "Next" button is enabled to allow the partially extracted data items to be imported. The "Back" button is also enabled allowing the process to be repeated once the errors are fixed. If a severe parsing error occurred, the errors are reported and, since they must be fixed, the "Next" button is not enabled.

Documentation

[Back to the list](#)

- The product help now includes the optional attributes for the 'container' objectclass definition used by Enterprise Server external security.
2801420 (1096977)
- The product help now includes information about how to retrieve the Run-Time System error code from a file status code returned as a decimal value. For example, if you receive 14657 as a value for the file status, this is a decimal value. This converts to 3941 HEX. The second byte of this value, 41, must be converted to Decimal before looking at the RTS error code - thus this HEX value then represents an extended file status code of 9/065 which means the error code is COBRT065, a locked file status.
2822853 (1099769)
- The MFJSTATS topic has been updated to clarify that this refers to a COBOL SORT operation.
2828881 (1100446)
- The product documentation about the START statement and Relation Conditions now states that THEN may be used instead of THAN.
2799291 (1096903)
- The topic "Using the CP Preprocessor to Expand Copybooks" in the product documentation has been updated to include the following text: If the MODE=ANSI option is specified to the Oracle precompiler, Pro*COBOL, then you should additionally use CP's SY directive to ensure that the SQLCA gets populated correctly.
2792368 (1096084)
- The default setting for the ES_ESM_PLTPISEC variable is NONE.
2821810 (1099672)
- Additional information has been added to the description of the CASSI1400 error message.
2821806 (1099711)
- The AdminAPI resource class has been documented for ESF features.
2815870 (1098815)
- The Enterprise Server documentation for Retain Periods has been updated to include additional information specific to spool output.
2790146 (1095777)
- The LISTCAT topic in the documentation has been updated to reflect accurate column headings and descriptions for output format.

- 2789939 (1095765)
- The explanation of error message CASCFO052S has been updated with UNIX-specific information.
- 2821745 (1099737)
- Topic amended to refer to entry_point_mapper rather than entry_name_mapper.
- 2807744 (1097673)
- Details on MF_MVSJOB environment variable added.
- 2797526 (1096488)
- The Micro Focus Communications Server now supports rotational log files. To enable this feature, you need to edit the mf-server.dat file, which resides in the product's bin directory (Windows), or the \$COBDIR/etc directory (UNIX). The mf-server.dat file contains details of this feature under the [logging] paragraph, and full documentation is provided in the online help under "Server Instance Diagnostics: CS Console".
- 2675327 (1092083)
- NONCONNECTED has been added to the list of attributes of DECLARE.

ecijava

[Back to the list](#)

- Stateless Java ECI requests no longer cause memory leaks in MFCS as a result of abandoned sessions.
- 2822108 (1099645)

Enterprise Server

[Back to the list](#)

- When using an EXCI link and a PPT defined with commarea 32767, the modified commarea was not reflected back to the caller.
- 2830739 (1100654)
- It is possible to configure a Visual Studio or an Eclipse project to perform emergency debugging of an application running in an enterprise server even when the server is operating in production mode (with dynamic debugging disabled). To prevent this, starting with this HotFix, you can use the environment variable ES_PRODUCTION in the server's [ES-Environment]. When set to Y, this variable prevents the IDE from initiating a debug session.
- 2825848 (1100160)
- When using a secure region and when the environment variable ES_ESM_DISABLE_DFLTUSER_ESMAC is set to Y, clicking on the Home button in the signon page now correctly opens the MFDS page.
- 2824772 (1099949)
- When the casspool.dat file is shared across multiple servers (excluding cluster scenarios), ESMAC displays all jobs, including those that are not running in the current server. However, it is only possible to cancel jobs that are running in the current server. For other jobs the CANCEL button is disabled.
- 2824230 (1099917)
- It is now possible to start a BATCH printer in ESMAC if its name consists of space characters only but an exit name is provided.
- 2819122 (1099216)
- When using ESMAC, Enterprise Server now correctly loads the MFESMAC resource class, when necessary. Previously, it was loading the ESMAC class.
- 2814789 (1098652)

- You can now use the environment variable `ES_ESM_DISABLE_DFLTUSER_ESMAC` in order to disable the ESMAC default user. When this variable is set, the "DEFAULT" button on the logon screen is disabled and a valid userid and password must always be entered.

2813092 (1098438)

- DBCS fields are now processed correctly when the PS attribute is set in the DSECT rather than defined in the MAP in single field, groups and OCCURs.

2811683 (1098233)

- Web service timeout values are no longer truncated to two digits.

2792860 (1096024)

- An issue with dynamic debugging has been fixed where, previously, the ports that were freed were not being reallocated.

2785911 (1095510)

- An artificial restriction on the size of cookies passed when invoking ESMAC requests has been removed. Previously, this was causing Run-Time exceptions.

2692460 (1094557)

- The characteristics of an FCT that references a cataloged file are now refreshed on each file open.
- If a file was already present, the date for an open request was not sent to the file handler.
- Open and close operations are no longer recorded in the transaction logs and replicated by extension when they are associated with open input requests.
- A secondary node in a group no longer attempts to take over the role of a primary node. The entire group now initializes correctly and all roles are assigned as expected.
- This release provides a number of enhancements to the CAS administration console:
 - Improvements have been made to the log-in mechanism for situations where you are using an External Security Manager to secure the MFDS and Enterprise Server, and you are logged on to MFDS and ESMAC using different user accounts – for example, "user1" and "user2", respectively. If you navigate from ESMAC to MFDS and you log off "user1" from the MFDS, this will now automatically log off "user2" from ESMAC as well.
 - When using an external security manager, if you sign off from ESMAC, the sign on screen no longer preserves and displays the userID of the last user that was logged on.
 - An issue with the "Home" link in the ESMAC sign on page when the environment variable `ES_ESM_DISABLE_DFLTUSER_ESMAC` is set has been resolved.

2814494 (1098607)

- A memory leak occurred in the External Security Facility's MLDAP ESM Module in some HotFix releases of COBOL Server 2.2 Update 2.

2833758 (1101024)

- When using the Enterprise Server External Security Facility with the audit feature, some audit events generated by ESF Admin requests (such as ADDGROUP or ALTGROUP commands specifying many group members) may include too much information to fit in a single audit event. These parameters are now split across multiple audit events of category 5, type 3. Each split parameter has a unique number (per process), and each piece of a split parameter has a sequence number. The original event will contain a string with the split parameter identifier.

2827010 (1100238)

- The new resource access authorization processing in Enterprise Server's MLDAP ESM Module (LDAP-based security), introduced in HotFix releases of COBOL Server 2.2 Update 2, now correctly handles cases where multiple access control entries have the same rank. For example, this may apply when all group mode is enabled and an Access Control List (ACL) contains Access Control Entries (ACE) for different groups the user belongs to.

2826650 (1100313)

- In COBOL Server 2.2 Update 2 HotFix 06 only, when Enterprise Server External Security is used with the "Version 2 Authentication" mode enabled, some ACEs might not be processed or applied. This has been fixed.

2826650 (1100195)

- When using the Enterprise Server External Security Facility (ESF) with auditing enabled, and using the ESF Admin API (programmatically or with the Enterprise Server Administration web interface or the esfadmin command-line tool) to make certain changes to security data, very large audit events could be generated. In some circumstances these could cause the Audit Manager process to crash or hang the program making the request. This has been corrected by truncating parameter information for very large security administration requests.

2825505 (1100158)

- When using Enterprise Server External Security Facility (ESF) with the optional Referential Integrity User Exit, integrity constraints are now ignored for Access Control List (ACL) actors containing wildcard characters. This enables ESF Admin actions that include resource access control ACLs containing wildcard actors.

2824117 (1099908)

- The optional ESF Referential Integrity user exit module no longer fails with an LDAP "filter error" message when processing certain resource-rule commands, such as ALTRESOURCE, for resource rules with names that include an asterisk, "*".

2824049 (1099884)

- The "referential integrity" sample user exit module for Enterprise Server External Security no longer causes the MFDS process (Enterprise Server Administration) to terminate when external security with the exit is configured for MFDS, and MFDS is used to add a user or to perform some other security administration tasks.

2823947 (1099880)

- A new MFDS command line startup option (-b) is now available. Specifying -b disables the establishment of anonymous MLDAP API sessions.

2818587 (1099264)

- This release enables you to prevent an Enterprise Server Monitor and Control (ESMAC) user from displaying an enterprise server's environment variable settings using the "Env. Vars." button or the direct URL. To enable this feature, you need to create a new element (ENV*) in the LDAP schema in the CN=MFESMAC group below CN=Enterprise Server Resources.

This release includes an updated copy of the supplied LDIF import files that contain this change. Once this element is installed in the security manager, you can control the visibility of the environment variables page by configuring the group/user access rights using the microfocus-MFDS-Resource-ACE attribute.

2811696 (1098264)

- The number of security manager user group members displayed by the Enterprise Server Administration and the esfadmin tool is no longer limited to a maximum of 1024.

2807579 (1097703)

- Trying to use the SNMP audit emitter with Enterprise Server no longer fails with a run-time system error 114.

2800729 (1096951)

- The MLDAP ESM Module, part of the Enterprise Server External Security Facility, now supports "nested" user groups where one user group can contain another user group. Members of the contained group belong to both groups. This enables administrators to define very large user groups as well as hierarchies of user groups.

2510993 (1078988)

- A new option, "LITERAL=YES" has been provided in the Enterprise Server External Security Facility's Administration API, and in the esfadmin command-line utility. When this is set, "*" is not interpreted as a

wildcard when using any of the administrator's LIST commands. This is particularly useful for listing resource access rules that include "*" in their name. Search the product documentation for esfadmin for more information.

- Oracle and OCI XA switch modules leaked memory when using user personalization.
2830922 (1100676)
- When issuing an ENQ change request in a cluster environment, the request to change the lock type was being sent to the GLM but not processed locally. It is now also being processed locally.
2826218 (1100148)
- During a cluster RECONNECT request, each cluster client sends a list of active locks and the GLM repopulates the Global ENQ. Since the introduction of the VSAM shared options, the lock may also contain a tca ptr which is used to store the client's casmgr information. This is required for lock with persistence server. A pointer set to low-value was sent as part of a GIVELOCK request, but on the GLM that value was not used. This causes a run-time system error 114 in casgreqt on the RECONNECT/ GIVELOCKS function. This fix allocates the required tca for client casmgr for a RECONNECT request, sets up the pointer depending on the lock persistence type as well as the clients casmgr PID.

File Handling

[Back to the list](#)

- You now receive an RC16 error message, if a PDSM file is missing from a list of concatenated DD's.
2821187 (1099770)
- Indexed files are no longer corrupted when their file size limit is reached.
2817599 (1099359)
- When lock mode is set to 'automatic', with single record locking, the lock from the previous operation is released at the start of the next file operation; this is to avoid an ABBA deadlock situation occurring.
2816981 (1099052)
- A new file handler configuration file option (STRICTLSEQ) has been added. Only use this option if instructed to by Support.
2814458 (1099019)
- RM and ACUFH files accessed from Visual COBOL no longer crash with a 114 error for I/O operations on a non-existent optional file opened for input. An appropriate error code is now returned.
2809718 (1098141)
- MFSORT now takes the record length from a previous output file, if its record length is specified, rather than defaulting to the value in the SORTIN statement.
2808188 (1098243)
- The rollback recovery process is now working as expected.
2802180 (1097066)
- This release provides a new format of the dataset allocation override rules file that supports multiple conditions.
2783138 (1095007)
- The ACUFH interface between the MF File Handler and the RM File Manager will no longer report an 05 status (optional file created) to more than one COBOL run unit for creation of the same file. The 05 status will be reported to the COBOL run unit that actually created the file. The RM File Manager that runs under ACUFH and the Micro Focus File Handler for Visual COBOL now includes optimizations that enable it to use pread and pwrite system calls and to report status 99 (record locked) quicker. These optimizations match the optimizations added to the RM File Manager within RM/COBOL.
- The file handler configuration file (extfh.cfg) now supports the following options:
 - ACUFH=ON/OFF - enables or disables any calls to ACUFH. ON by default.

- ESACUFH=ON/OFF - enables or disables calls to ACUFH while running under Enterprise Server. OFF by default.

Note: As a result of this change, calls to ACUFH are now disabled by default when running under Enterprise Server.

- Copying an ESDS file no longer causes an RTS114 error.
2811583 (1098244)
- When a file is closed under Enterprise Server, the file's details are correctly removed from Fileshare. Previously, some details were not removed.
2810549 (1098111)
- When handling indexed files, the correct .IDX file is now being processed.
2803247 (1097279)

HCO for Microsoft SQL Server

[Back to the list](#)

- The DISCARDN option is now enabled.
(608200)

IBM Language Environment for OS/390 and VM Support

[Back to the list](#)

- The Language Environment utilities are now available as Java managed code.
2826067 (1100134)
- Mainframe Language Environment support (LE Services) is now available in Micro Focus Visual COBOL and COBOL Server.
2799388 (1097806)
- The Language Environment functions CEEGMT, CEEUTC and CEELOCT now return the number of seconds to millisecond precision.
2796098 (1098276)
- The I-S-Info field of the Language Environment (LE) Feed-Back group has been changed from a pointer to a PIC S9(9) BINARY item.

Interface Mapping Toolkit

[Back to the list](#)

- The Interface Mapping Toolkit was not properly recognizing 64-bit applications, and would not generate 64-bit DLL files.
2792065 (1096292)

Library

[Back to the list](#)

- Using a dd_ environment variable to specify the path used in CBL_LOCTE_FILE now works as expected.
2822153 (1099632)

Micro Focus Common Client

[Back to the list](#)

- The Micro Focus Common Client, used by COBOL Web Service proxies and other components, now allows HTTP URLs with certain characters such as ":". It also no longer rejects correct URLs with "%xx" escape sequences.

2828629 (1100520)

Micro Focus Communications Server

[Back to the list](#)

- Certain Enterprise Server administration actions such as notifying a running enterprise server of a security update could cause MFCS to hang.

2784219 (1095045)

Micro Focus Directory Server

[Back to the list](#)

- The generated HTML fragment displayed for an individual resource entity element when using the Enterprise Server Administration HTML GUI to administer an external Security Manager was overflowing a fixed size buffer. This is now allocated based on the actual length required.

2828732 (1100545)

- Corrected the resource entity that the Enterprise Server Administration GUI checks to determine whether the external Security Manager administration pages are accessible to a logged on user. The correct resource entity is "User Administration" under the "Enterprise Server Administration" resource class.

2828553 (1100539)

- Require read permission before returning repository data for authenticated users if MFDS is started with the -b option.

2828228 (1100364)

- Access to password data is prevented on the security manager edit page in the Enterprise Server Administration HTML GUI.

2827942 (1100333)

- When MFDS is secured using an external Security Manager, it does not display internal security configuration pages which no longer have an effect.

2827786 (1100314)

- Correct display of user session data in the Enterprise Server Administration HTML GUI.

2826210 (1100161)

- An issue with the persistency of the audit output option in the MF Directory Server security configuration has been resolved.

2824201 (1099902)

- Honor the trace flags values set in an Enterprise Server XML configuration file when importing it into MFDS via the -g command line option.

2823855 (1099846)

- An issue with storing certificate passphrase in the Enterprise Server Administration HTML GUI form data has been resolved.

2820846 (1099448)

- The resistance of the Enterprise Server Administration HTML GUI log-on page to cross-site scripting attacks has been increased.

2819223 (1099212)

- Improve browser caching control to increase security of the Enterprise Server Administration HTML GUI.

2819218 (1099209)

- An issue with storing certificate passphrase in the Enterprise Server Administration GUI has been resolved.

2819212 (1099207)

- The Enterprise Server Administration web page makes additional authorization checks before displaying screens.

2819069 (1099192)

- The Enterprise Server Administration web page no longer displays sensitive session data.

2818974 (1099178)

- Password length restriction has been fixed in the Enterprise Server Administration login page.

2818973 (1099179)

- Enterprise Server Historical Statistics Facility (HSF) configuration can now be exported and imported via the mfds -x and -g command-line options.

2815030 (1098695)

- Previously, the Enterprise Server Administration journal export to text truncated the exported file.

2802793 (1097108)

- It is now possible to expand and collapse items within the tree view of the external security manager security resources in Enterprise Server Administration.

2801421 (1096979)

- The MFDS GUI now correctly displays external Security Manager resource ACL strings that are greater than 3K byte length.

2800727 (1096978)

- The MFDS -x XML export option was not exporting Windows Monitoring and Management configuration values for enterprise server instances.

2794382 (1096428)

Micro Focus Server Administrator (GUI)

[Back to the list](#)

- If access to Enterprise Server Administration is restricted by use of an MLDAP ESM-based external Security Manager, you can now configure a user to have access to the "Security" menu item but not to the "Options" menu item.

2804728 (1097916)

- Previously, when expanding or collapsing items in the tree view for external Security Manager within Enterprise Server Administration, items associated with a user or a group no longer would always move to the top of the resource list.

2803399 (1097848)

- If MFDS is configured to use an external Security Manager with the Windows "user" class, it is not possible to edit the users from the MFDS GUI and you receive a warning.

MLDAP API Interface

[Back to the list](#)

- The MLDAP ESM module now recognizes a wider range of errors that indicate that the specified LDAP server is unavailable and, if configured, the server will retry to establish a connection.

2799921 (1098128)

- The MFDS GUI and the ESFADMIN utility now display the pages with LDAP query results.

2681539 (1092705)

RM/COBOL

[Back to the list](#)

- The RM File Manager for Visual COBOL now provides a mechanism for avoiding RM indexed file corruption while debugging in managed code.

In Visual COBOL for Eclipse, to avoid file corruption, you need to manually set the environment variable RMFM_PRETEND_FORCE_CLOSED to YES in the Debug Configuration.

Visual COBOL for Visual Studio is preconfigured to avoid file corruption. If necessary, you can also specify the RMFM_PRETEND_FORCE_CLOSED variable in a project's Application Configuration File (App.config).

See your product help for more details.

2796890 (1096699)

Run-Time System

[Back to the list](#)

- The RM/COBOL version of the "SYSTEM" library routine now supports the return of an exit-code, for native COBOL applications.

2830238 (1100599)

- When using ADIS DISPLAY statements and the RELDECDELIM=0D0A file handler configuration option on UNIX, you could receive a Run-Time System error during process termination.

2829860 (1100601)

- On UNIX platforms, if the Audit Manager process is recycled, dependent processes will continue to pass events to it after it's recycled; previously, these processes would hang.

2810770 (1098085)

- An error in generated code when initializing comp-2 data items from fractional literal values has been fixed.

2800938 (1096960)

- The tunables default_cancel_mode and subsystem_cancel_mode both have a new setting, which enables programs to remain in memory after they are canceled; this is opposed to the default behavior, which physically removes .dll files and shared objects from memory when they are canceled.

2690881 (1096628)

Setup

[Back to the list](#)

- A problem with the product setup file handling install locations has been fixed.

2802386 (1097065)

SQL: COBSQL

[Back to the list](#)

- The COBSQL preprocessor generated an error when it encountered a host variable declared as "01 HV PICTURE S9(9) VALUE ZERO COMP."

2826093 (1100163)

- COBSQL now honors the position of the \$SET statements in copybooks that are expanded inline in the editor by the CP preprocessor.

2825364 (1100308)

- COBSQL examined hostvars in commented lines, causing compilation errors.
2824211 (1099928)
- CCOBSQL now processes COPY... REPLACING COBOL data items' level correctly.
2813839 (1098531)
- The COBSQL preprocessor inserted a NULL character in front of each non-printable character, causing errors when processing Pro*COBOL (i.e., when COBSQLTYPE=ORACLE8).
2809551 (1097939)
- COBSQL did not always correctly handle COPY... REPLACING with text exceeding the 72 column.
2809404 (1097890)
- COBSQL incorrectly handled COPY... REPLACING when the level numbers of data items in the copybook were being replaced.
2807898 (1097765)
- COBSQL was not recognizing the DECLARATIVES statement in some scenarios.
2804183 (1097346)
- COBSQL now processes COPY...REPLACING statements correctly.
2779818 (1094538)

SQL: DB2 ECM

[Back to the list](#)

- The DB2 ECM incorrectly generated code to process SET CURRENT PACKAGE PATH, resulting in SQLCODE -4952 when executed.
2817342 (1098963)
- HCO incorrectly handled .bnd files. The new DB2(BINDDIR) directive resolves this issue.
2815734 (1098893)
- The DB2 ECM preprocessor incorrectly generated COBDB0103S errors when a fixed CHAR host variable was defined as greater than 254 characters.
2803193 (1097169)
- When FILLER was used in group host variable structure, the DB2 ECM raised an SQL4914 error.
2802547 (1097091)

SQL: HCO for SQL Server

[Back to the list](#)

- The OpenESQL pre-compiler no longer incorrectly swaps a colon and blank inside a literal if compiled with HCOSS directive SQL(DIALECT=MAINFRAME), which was resulting in a -305 SQL error when executed.
2822809 (1099757)
- The OpenESQL preprocessor generated incorrect connection information when compiling with the SQL(INIT) AND CHARSET(EBCDIC) directives.
2814325 (1098596)
- The OpenESQL preprocessor sometimes erroneously returned SQLCODE error code 1, NULL value returned but no indicator variable supplied, when it encountered a stored procedure call.

SQL: OpenESQL

[Back to the list](#)

- For managed-code projects, PF_RO_CURSOR and other BEHAVIOR primitive directives were not available from the User Interface.
2833926 (1101049)
- Some problems related to using ASSOCIATE with the Host Compatibility Option for SQL Server where the stored procedure name was supplied in a host variable have been fixed.
2831480 (1100747)
- HCO with SQL Server (HCOSS) using the ADO.NET run-time system exhibited a problem retrieving result set locators on the second call and subsequent calls to a stored procedure.
2830688 (1100659)
- The SQL CLR wrapper program generated by the Generate SPD File tool caused errors during deployment when it contained one or more data types exceeding 8000 bytes in size. To eliminate these errors, the Generate SPD File tool now generates the SQL CLR wrapper program with MAX SIZE = -1.
2830545 (1100650)
- PIC X host variables passed to the server as variable-length data with trailing blank suppression sometimes caused OpenESQL to return different query results than some earlier versions of this COBOL development product.
2829810 (1100685)
- When generating a COBOL wrapper program, the Generate SPD File tool did not support the passing of all parameters for a SQL CLR Stored Procedure definition routine as fixed length. To resolve this, a new option, GENFIXEDLENGTH, has been added.
2829499 (1100629)
- A number of issues with PostgreSQL record logic and error handling have been fixed in OpenESQL's run-time systems for ODBC and ADO.NET.
2828058 (1100338)
- When the SQL(PROCOB) directive is set, OpenESQL for ADO.NET now supports anonymous PL/SQL blocks and the following host variable types: SQL-CURSOR SQL-ROWID SQL-BFILE SQL-BLOB SQL-CLOB SQL-NCLOB
2825199 (1100003)
- When compiling with the SQL(PROCOB) directive, the OpenESQL preprocessor sometimes generated incorrect SQL code when a host variable reference in COBOL was split over multiple lines.
2825194 (1099997)
- When using the SQL(CHECK) directives with SQL TYPE CLOB host variables, compilation sometimes failed.
2819480 (1099342)
- The insertion of more than 8000 characters into a SQL Server VARCHAR(MAX) column from a PIC X(n) host variable caused a data truncation error.
2814679 (1098675)
- When SQL(TARGETDB=ORACLE) was set and the FOR UPDATE clause was used to enable row locking, this combination could sometimes trigger a runtime failure. SQL(TARGETDB=ORACLE) is no longer required to enable row locking via FOR UPDATE clauses on queries.
2814613 (1098624)
- A 114 error on DISCONNECT sometimes occurred due to a long-standing bug in Oracle ODBC drivers. This release provides a workaround. The ODBC specification states that the ODBC row status array is an array of 2-byte integers, but some Oracle ODBC drivers from Oracle 11 onwards have been observed to use either 4-byte or 8-byte integers. The OpenESQL runtime for ODBC now automatically detects the element size used by the driver when an Oracle connection is opened, and adapts its behavior accordingly.
2813428 (1098480)

- OpenESQL now supports OUTPUT clauses in SQL Server INSERT, UPDATE, and DELETE statements. HCO for SQL Server now supports the DATA-CHANGE-TABLE-REFERENCE clause.
2812940 (1098424)
- An SQLCA error message occurred when inserting a record into a table using a SQL CLR stored procedure with a VARCHAR (max) column where the host variable was more than 8000 bytes.
2812261 (1098390)
- The OpenESQL preprocessor incorrectly generated a COBES0100 error when compiling code that contained GEN-GV-FROM-GROUP and the same host variable used multiple times in same SQL statement.
2811682 (1098231)
- The OpenESQL preprocessor reported an error for LOCK TABLE statements encountered when using an Oracle database with the SQL(CHECK) compiler directive option.
2808579 (1097797)
- When using the SQL compiler directive option to compile a program that contained no SQL statements, a 153 trap occurred when the OpenESQL preprocessor encountered SQLCODE defined as COMP.
2808076 (1097758)
- The OpenESQL preprocessor sometimes generated a "COBCH0302 IF...ELSE or scope-delimiter mismatch" error if a program defined SQLCODE separately as COMP.
2807937 (1097702)
- The OpenESQL preprocessor sometimes generated a STOP RUN rather than a GOBACK at the program end, which sometime caused improper termination for subroutines not coded with one or more GOBACK statements.
2807272 (1097624)
- The OpenESQL preprocessor produced a COBES0125 or COBES0112 error message when it encountered indicator variable arrays used with non-host array variables.
2805207 (1097457)
- COBOL SQL CLR stored procedures can now open connections to other databases using EXEC SQL CONNECT statements. For type 6 CONNECT statements, this requires using a post-deployment script to alter the connection string for the OpenESQL runtime such that it runs with EXTERNAL_ACCESS privilege. For other CONNECT statement formats, INSAFE privilege is required. Use SQL Server authentication rather than Windows authentication for external connections.
2804010 (1097230)
- In some situations, the OpenESQL pre-compiler incorrectly generated a COBES0125 error, "<variable> should be defined with an OCCURS clause".
2802029 (1097036)
- The ODBC ECM incorrectly generated swap logic for COMP fields on singleton SELECTs in managed applications which could result in field corruption if the variable was used in a WHERE clause.
2801806 (1097049)
- The OpenESQL Assistant generated copybooks using the same size for DATETIME2 columns regardless of their definitions. The OpenESQL Assistant now generates PIC X(26) for DATETIME2(6), and PIC X(29) for all other DATETIME2 definitions.
2799778 (1096776)
- A problem that affected the use of 'select *' in OpenESQL subqueries has been fixed.
2799720 (1096751)
- A problem with array fetches into PIC N NATIONAL host variables has been fixed in the ODBC run-time system for OpenESQL.
2799002 (1096790)

- The OCI run-time now handles the NULL indicator correctly when running in 64-bit mode.
2792566 (1096149)
- OpenESQL for JDBC now supports positioned updates with PostgreSQL.
- The THREAD SQL compiler directive option mishandled threads in certain scenarios.
- In certain scenarios, OpenESQL incorrectly handled host variables defined as SQL TYPE DBCLOB when inserting or fetching DBCS data.
- OpenESQL for JVM now supports spaces between the start of an ODBC, JDBC, date, time or timestamp escape marker and its associated date, time or timestamp literal string when the SQL(DETECTDATE) directive is set.
- Use of the tinyint (pic s99 comp-5) host variable sometimes resulted in bad code generation for some OpenESQL runtime systems. Tinyint is now fully supported on all OpenESQL runtime systems.
- The OpenESQL run-time now truncates DBCS character strings cleanly at a whole character boundary.
- Using CHARSET(EBCDIC) in a DBCS locale caused problems with the OpenESQL runtime systems for ADO and JDBC. This has been corrected by changing the behavior to be consistent with the ODBC runtime. In particular, SO/SI characters are now correctly inserted and removed for EBCDIC and ASCII data respectively.
- The one-phase ODBC switch module now handles commit and rollback API calls from applications and uses DSNRLI correctly, together with handling of global temporary tables by HCOSS applications.

XML Extensions

[Back to the list](#)

- The XML model file must be accessible to the XML extensions run-time environment. To make the file accessible, either add it to the system path, or move it to the directory from which the program is run.
2822399 (1099702)

XML Support

[Back to the list](#)

- XMLPARSE no longer reports an error if a prefix is not properly declared and no validation is specified.
2823420 (1099786)
- The Compiler no longer errors preprocessed lines containing non-ASCII characters in the indicator area. Previously, this could cause user programs using the htmlpp preprocessor to fail to compile.
2805067 (1097977)
- The XML I/O run-time used to read the whole document into memory which caused an out-of-memory error.
2801337 (1096999)
- The namespace prefix in the namespace declaration is now handled correctly when the element itself does not contain a prefix.
2799691 (1098150)

Updates and SupportLine

Our Web site gives up-to-date details of contact numbers and addresses.

Further Information and Product Support

Additional technical information or advice is available from several sources.

The product support pages contain a considerable amount of additional information, such as:

- The *Product Updates* section of the Micro Focus SupportLine Web site, where you can download fixes and documentation updates.
- The *Examples and Utilities* section of the Micro Focus SupportLine Web site, including demos and additional product documentation.
- The *Support Resources* section of the Micro Focus SupportLine Web site, that includes troubleshooting guides and information about how to raise an incident.

To connect, enter <http://www.microfocus.com> in your browser to go to the Micro Focus home page, then click *Support*.



Note: Some information may be available only to customers who have maintenance agreements.

If you obtained this product directly from Micro Focus, contact us as described on the Micro Focus Web site, www.microfocus.com. If you obtained the product from another source, such as an authorized distributor, contact them for help first. If they are unable to help, contact us.

Also, visit:

- The Micro Focus Community Web site, where you can browse the Knowledge Base, read articles and blogs, find demonstration programs and examples, and discuss this product with other users and Micro Focus specialists. See <http://community.microfocus.com>.
- The Micro Focus YouTube channel for videos related to your product - see <https://www.youtube.com/user/MicroFocusIntl>.

Information We Need

However you contact us, please try to include the information below, if you have it. The more information you can give, the better Micro Focus SupportLine can help you. But if you don't know all the answers, or you think some are irrelevant to your problem, please give whatever information you have.

- The name and version number of all products that you think might be causing a problem.
- Your computer make and model.
- Your operating system version number and details of any networking software you are using.
- The amount of memory in your computer.
- The relevant page reference or section in the documentation.
- Your serial number. To find out these numbers, look in the subject line and body of your Electronic Product Delivery Notice email that you received from Micro Focus.

On UNIX, you can use the Micro Focus UNIX Support Scan Utility, `mfsupport`, to create a log file that contains the details about your environment, product, and settings. The `mfsupport` script is stored in `$(COBDIR)/bin`.

To run `mfsupport`:

1. Start a UNIX shell.
2. Set COBDIR to the product with issues.
3. Execute `mfsupport` from a directory where you have write permissions.

This creates a log file, `mfpoll.txt`, in that directory.

4. When the script finishes, send the `mfpoll.txt` file to your Micro Focus SupportLine representative.



Note:

If COBDIR is set to a location that does not contain `etc/cobver`, the script outputs the contents of `/opt/microfocus/logs/MicroFocusProductRegistry.dat` which keeps a list of the installed Micro Focus products.

Creating Debug Files

If you encounter an error when compiling a program that requires you to contact Micro Focus SupportLine, your support representative might request that you provide additional debug files (as well as source and data files) to help us determine the cause of the problem. If so, they will advise you how to create them.

Disclaimer

This software is provided "as is" without warranty of any kind. Micro Focus disclaims all warranties, either express or implied, including the warranties of merchantability and fitness for a particular purpose. In no event shall Micro Focus or its suppliers be liable for any damages whatsoever including direct, indirect, incidental, consequential, loss of business profits or special damages, even if Micro Focus or its suppliers have been advised of the possibility of such damages. Some states do not allow the exclusion or limitation of liability for consequential or incidental damages so the foregoing limitation may not apply.

Micro Focus is a registered trademark.

Copyright © Micro Focus 1984-2015. All rights reserved.